

MCON RASAYAN PVT. LTD.

101/A, 1ST FLOOR, MAXHEAL HOUSE, PLOT-169, CTS-104 BANGUR NAGAR, GOREGAON WEST, NEAR AYYAPPA TEMPLE, MUMBAI Mumbai City MH 400090
Email:mconrasayan@gmail.com
CIN: U24304MH2017PTC286140

DIRECTORS REPORT

TO THE MEMBERS OF THE COMPANY

Your Directors have pleasure in presenting 6th Annual report together with audited accounts of your company, M/s. **MCON RASAYAN PVT. LTD.** for the year ended on 31st March, 2022.

I. THE EXTRACT OF ANNUAL RETURN

The Extract of Annual Return as on 31st March 2022 in Form MGT-9 is annexed to this report.(Annexure 1)

II. NUMBER OF MEETINGS OF THE BOARD (SECTION 134(3)(b))

During the year 8 (Eight) Board meetings were held.

III. DIRECTORS' RESPONSIBILITY STATEMENT REFERRED TO IN SUB SECTION (5) OF SECTION 134 OF COMPANIES ACT 2013

- (a) In the preparation of the annual accounts, the applicable accounting standards had been followed along with proper explanation relating to material departures;
- (b) The directors had selected such accounting policies and applied them consistently and made judgments and estimates that are reasonable and prudent so as to give a true and fair view of the state of affairs of the company at the end of the financial year and of the **Profit** of the company for that period;
- (c) The directors had taken proper and sufficient care for the maintenance of adequate accounting records in accordance with the provisions of this Act for safeguarding the assets of the company and for preventing and detecting fraud and other irregularities.
- (d) The directors had prepared annual accounts on going concern basis.
- (e) The company is not listed company hence disclosure under clause (e) of Section 134 (5) of the act is not applicable.
- (f) The directors had devised proper systems to ensure compliance with the provisions of all applicable laws and that such systems were adequate and operating effectively.

(III A) DETAILS IN RESPECT OF FRAUD REPORTED BY AUDITORS UNDER SUB-SECTION (12) OF SECTION 143 OTHER THAN THOSE WHICH ARE REPORTABLE TO THE CENTRAL GOVERNMENT

There are no frauds reported by the auditor under sub-section (12) of Section 143.

IV. STATEMENT OF DECLARATION BY INDEPENDENT DIRECTORS:

The Company was not under obligation to appoint independent directors. In view of this, a statement on declaration given by the independent directors is not required to be given.

V. IN CASE OF A COMPANY COVERED UNDER SUB-SECTION (1) OF SECTION 178, COMPANY'S POLICY ON DIRECTORS' APPOINTMENT AND REMUNERATION INCLUDING CRITERIA FOR DETERMINING QUALIFICATIONS, POSITIVE ATTRIBUTES, INDEPENDENCE OF A DIRECTOR AND OTHER MATTERS PROVIDED UNDER SUB-SECTION (3) OF SECTION 178:

The Company was not under obligation to constitute the Nomination and Remuneration Committee. In view of this the above disclosure are not required to be given.

VI. EXPLANATIONS OR COMMENTS BY THE BOARD ON EVERY QUALIFICATION, RESERVATION OR ADVERSE REMARK OR DISCLAIMER IN AUDITORS' REPORT AND SECRETARIAL AUDIT REPORT:

The Auditors have not given any qualification or adverse remarks in their report.

545
For MCON RASAYAN PVT. LTD.

H. J. J.
Director

VII. PARTICULAR OF LOAN, GUARANTEE OR INVESTMENTS UNDER SECTION 186 :

During the year, the company has not given any loan, guarantee, security nor made any acquisition and hence there are no entries made in the Register required under section 186(4) of the Companies Act, 2013.

VIII. PARTICULARS OF CONTRACTS OR ARRANGEMENTS WITH RELATED PARTIES REFERRED TO IN SUB SECTION (1) OF SECTION 188 :

Related Party Transactions are reported in Sub-Note No. (l) & (m) of Note No. 2 of Annual Accounts.

Since the related party transactions entered in to by company in its ordinary course of business and at arm's Length price and the said transactions are not required to disclose in view of 3rd proviso to Section 188 of Companies Act 2013.

IX. STATE OF COMPANIES AFFAIR - SECTION 134(3)(i)

Particulars	31/03/2022 (Rs'00)	31/03/2021 (Rs'00)
Gross Receipts from Operations	1921651.15	897768.85
Profit/(Loss) before Depreciation & Income Tax	101112.81	57140.50
Depreciation	32068.19	26853.51
Profit/(Loss) before Taxation	69044.62	30286.99
Provision for Taxation (incl. Deferred Tax)	21162.08	9703.61
Profit/(Loss) after tax carried forward to Balance Sheet	49725.80	21836.57
Add : Balance b/f from previous year	41998.17	20223.79
Less: Adjustment of Previous year	1681.08	62.19
Total amount available for appropriation	90042.89	41998.17
Balance carried forward	90042.89	41998.17

The operations of company and Profits have more than doubled as compared to the previous years. The Gross receipt from operation stood at Rs. 19,21,65,115/- (Previous Year Rs. 8,97,76,885/-). The company has gained a net profit of Rs. 49,72,580/- (Previous Years Profit Rs. 21,83,657/-) after a provision for taxation of Rs. 21,16,208/- (Previous Year - (Rs. 9,70,361/-). The directors are hopeful of better results in ensuing financial year.

X. THE AMOUNTS, IF ANY, WHICH IT PROPOSES TO CARRY TO ANY RESERVE

Your directors do not propose to transfer any amount to any reserves.

XI. DIVIDEND:

In order to conserve the resources for working capital requirements and other capital expenditure, your directors do not recommend payment of any dividend.

XII. MATERIAL CHANGES AND COMMITMENTS AFFECTING THE FINANCIAL POSITION OF THE COMPANY OCCURRED BETWEEN THE END OF THE FINANCIAL YEAR OF THE COMPANY AND THE DATE OF THE REPORT:

No material changes have occurred between the end of the financial year of the company to which the financial statements relate and the date of the report, which are of such nature or significance so as affecting the financial position of the company.

XIII. FOREIGN EXCHANGE EARNINGS, CONSERVATION OF ENERGY, AND ABSORPTION OF TECHNOLOGY:

Information required under the provisions of Section 134(3)(m) of the Companies Act, 2013 read with Rule 8 of Companies (Accounts) Rules, 2014 are not given as the company is not covered in the list of industries which should furnish information relating to conservation of energy.


FOREIGN EXCHANGE EARNINGS & OUTGO - ACTUAL INFLOW AND OUT FLOW

Details of total foreign exchange used are as follows:

	Amount
Total Foreign Exchange earned equivalent to Indian Rupees:	NIL
Total Foreign Exchange used equivalent to Indian Rupees:	NIL

S P S

For MCON RASAYAN PVT. LTD.



Director

XIV. A STATEMENT INDICATING DEVELOPMENT AND IMPLEMENTATION OF A RISK MANAGEMENT POLICY FOR THE COMPANY INCLUDING IDENTIFICATION THEREIN OF ELEMENTS OF RISK, IF ANY, WHICH IN THE OPINION OF THE BOARD MAY THREATEN THE EXISTENCE OF THE COMPANY :

The Board has reviewed the business plan at regular intervals and developed the Risk Management Strategy which encompasses laying down guiding principles on proactive planning for identifying, analyzing and mitigating all the material risks, both external and internal viz. Environmental, Business, Operational, Financial and others.

Risks emanating from uncertainties in the global market place and growing complexity in the value chain are cited by most as the important factors contributing to increased risks. The gist of the regulatory developments across various countries including India is that the Boards have been tasked with the onerous responsibility of ensuring alignment between strategy, risks, rewards and executive compensation. Attention is being given to improving existing Risk Management systems and processes, the softer and more fundamental issue of embedding risk into the organization's culture and making it an integral part of the business. Driven by regulatory requirements and demands from Boards, the directors re-visit their risk profiles once a quarter. However, risk identification and assessment processes are not geared to provide an early indicator of likely risks or potential loss events that organizations could face in the future. Information sources are largely inward focused as compared to being forward looking and external focused. Detailed analysis of competitor strategies / benchmarking and scenario planning are widely used as and when required. Issues such as sustainability and climate change are part of the risk assessments. Fearful of both business failure and the penalties of non-compliance, the Company is sensitive to swelling of their governance, Risk Management and compliance departments (GRC). This has led to a costly and complex web of often uncomplicated structures, policies, committees and reports creating duplication of effort. Risk Managers are spending a disproportionate amount of their time on controls, compliance and monitoring activities although their real priorities lie elsewhere. Risk management roles and responsibilities at the management level are well defined at the Company level. While the Company has more or less formalized Risk Management roles and responsibilities, risk governance processes would require considerable attention if the Company has to leverage Risk Management as a driver of enterprise value.

XV. THE DETAILS ABOUT THE POLICY DEVELOPED AND IMPLEMENTED BY THE COMPANY ON CORPORATE SOCIAL RESPONSIBILITY INITIATIVES TAKEN DURING THE YEAR.

The Company was not under obligation to make expenditure on CSR (Corporate Social Responsibility). In view of this, information and attributes in terms of section 135 of the Companies Act 2013 are not required to be given.

XVI. A STATEMENT INDICATING THE MANNER IN WHICH FORMAL ANNUAL EVALUATION HAS BEEN MADE BY THE BOARD OF ITS OWN PERFORMANCE AND THAT OF ITS COMMITTEES AND INDIVIDUAL DIRECTORS.

The company is not listed company hence disclosure under clause (p) of Section 134 (3) of the act is not applicable.

XVII. CHANGE IN NATURE OF BUSINESS:

There is no change in nature of Business.

XVIII. DIRECTORS OR KEY MANAGERIAL PERSONNEL APPOINTED OR RESIGNED DURING THE YEAR:

Sr No.	Appointed	Resigned
1	Chetan Bhanushali appointed w.e.f 30/09/2021	NIL

XIX. NAMES OF COMPANIES WHICH HAVE BECOME OR CEASED TO BE ITS SUBSIDIARIES, JOINT VENTURES OR ASSOCIATE COMPANIES DURING THE YEAR:

The Company does not have any Subsidiaries, Joint Ventures or Associate companies.

XX. DEPOSITS:

Particulars	2021-22	2020-21
Accepted During the Year	NIL	NIL
Unpaid or Unclaimed as at the end of the year	NIL	NIL
Default in Repayment of Deposit / interest there on during the year	NIL	NIL

For MOC S & S BAYAN PVT. LTD.

[Signature]
Director

XXI. DEPOSITS NOT IN COMPLIANCE WITH CHAPTER V (SECTION 73) OF THE ACT:

There were no Deposits Violating the provisions of Chapter V(Section 73) of the Act

XXII. DETAILS OF SIGNIFICANT AND MATERIAL ORDERS PASSED BY THE REGULATORS OR COURTS OR TRIBUNALS IMPACTING THE GOING CONCERN STATUS AND COMPANY'S OPERATIONS IN FUTURE:

There were no significant and material orders passed by the regulators or courts or tribunals impacting the going concern status and company's operations in future.

XXIII. THE DETAILS IN RESPECT OF ADEQUACY OF INTERNAL FINANCIAL CONTROLS WITH REFERENCE TO THE FINANCIAL STATEMENTS:

The Company has adopted policies and procedures for ensuring the orderly and efficient conduct of its Business including adherence to Company's policies, the safeguarding of its assets, the prevention and detection of frauds and errors, the accuracy and completeness of accounting records and the timely preparation of reliable financial information.

The Company has adopted framework provided by ICAI in 'Guide to Internal Financial Control Over Financial Reporting" for developing and establishing internal control system.

Based on the framework of internal financial controls established and maintained by the Company, work performed by the statutory auditors and external agencies, the reviews performed by Management and the relevant Board Committees, the Board is of the opinion that the Company's internal financial controls were adequate and effective as on 31 March, 2022 with reference to the Financial Statements.

XXIV DISCLOSURE AS PER SEXUAL HARRASMENT OF WOMEN AT WORK PLACE (PREVENTION, PROHIBITION AND REDRESSAL) ACT, 2013

The Company Firmly believes in providing a safe and Harrasment free working enviornment for its Employees. It has a zero-tolerance policy towards sexual harassment and has adopted a policy on prevention, prohibition and rederessal of sexual harrasment at work place in line with said act and Rules thereunder. No Complaints were received during the year ended 31st March 2022.

XXV AUDITORS

At the Annual general Meeting held on 30th November, 2021, Devang Kumar Dand & Associates , Chartered Accountants, were appointed as Statutory auditors of the company to hold office till conclusion of the 10th Annual General Meeting. In terms of the first proviso to section 139 of the companies act 2013, the appointment of the auditors shall be placed for ratification at every Annual General meeting. Accordingly appointment of Devang Kumar Dand & Associates , Chartered Accountants, as statutory auditor of the company is placed for ratification by the shareholders.

XXVI ACKNOWLEDGMENTS

Your Directors convey their sincere gratitude to the Government Authorities, Banks, & Customers for the continuous support extended to the company at all times. The Directors further express their deep appreciation to all employees for commendable teamwork, high degree of professionalism & dedicated efforts put in by them during the year.

Place : Mumbai
Date : 5th September, 2022

By order of Board



(MAHESH BHANUSHALI)
DIRECTOR
DIN: 07585072

MCON RASAYAN PVT. LTD.

101/A, 1ST FLOOR, MAXHEAL HOUSE, PLOT-169, CTS-104 BANGUR NAGAR, GOREGAON WEST, NEAR AYYAPPA TEMPLE, MUMBAI - 400090
 Email: mconrasayan@gmail.com
 CIN: U24304MH2016PTC286140

**Annexure forming part of the Directors Report for the year ended 31st March, 2022
 Form No. MGT-9**

**Annexure 1: Extract of Annual Return In Form No. MGT-9 as on the financial year ended 31st March 2022
 [Pursuant to section 92(3) of the Companies Act, 2013 and rule 12(1) of the Companies (Management and Administration) Rules, 2014]**

I. REGISTRATION AND OTHER DETAILS:

i) CIN:-	U24304MH2016PTC286140
ii) Registration Date	22nd September 2016
iii) Name of the Company	MCON RASAYAN PVT. LTD.
iv) Category / Sub-Category of the Company	Company Limited by shares Indian Non Government Company/Indian Non Government Company
v) Address of the Registered office and contact details	101/A, 1st Floor, Maxheal House, Plot-169, Cts-104 Bangur Nagar, Goregaon West, Near Ayyappa Temple, Mumbai - 400090.
vi) Whether listed company	YES/NO
vii) Name, Address and Contact details of Registrar and Transfer Agent, if any	Link Intime India Pvt. Ltd. C-101, 247 PARK, LAL BHADUR SHASTRI ROAD, SURYA NAGAR, VIKHROLI WEST, MUMBAI - 400083

II. PRINCIPAL BUSINESS ACTIVITIES OF THE COMPANY

All the business activities contributing 10% or more of the total turnover of the company shall be stated:-

Sr. No.	Name and Description of main products / services	NIC Code of the Product/ service	% to total turnover of the company
1	Concrete, cement and plaster article manufacturing services	242	100%

III. PARTICULARS OF HOLDING, SUBSIDIARY AND ASSOCIATE COMPANIES -

Sr. No.	Name & Address of the Company	CIN/GLN	Holding/Subsidiary/Associate	% of Shares Held	Applicable Section
1	N/A	N/A	N/A	N/A	N/A

IV. SHARE HOLDING PATTERN (Equity Share Capital Breakup as percentage of Total Equity)

i) Category-wise Share Holding

Category of Shareholders	No. of Shares held at beginning of the year				No. of Shares held at end of the year				% Change during the year
	Demat	Physical	Total	% of Total Shares	Demat	Physical	Total	% of Total Shares	
A. Promoters									
(1) Indian									
a) Individual/ HUF	0	1,239,000	1,239,000	83%	0	1,239,000	1,239,000	83%	0%
b) Central Govt	0	0	0	0%	0	0	0	0%	0%
c) State Govt (s)	0	0	0	0%	0	0	0	0%	0%
d) Bodies Corp.	0	0	0	0%	0	0	0	0%	0%
e) Banks / FI	0	0	0	0%	0	0	0	0%	0%
f) Any Other....	0	0	0	0%	0	0	0	0%	0%
Sub-total (A) (1):-	0	1,239,000	1,239,000	83%	0	1,239,000	1,239,000	83%	0%
(2) Foreign									
a) NRIs - Individuals	0	0	0	0%	0	0	0	0%	0%
b) Other - Individuals	0	0	0	0%	0	0	0	0%	0%
c) Bodies Corp.	0	0	0	0%	0	0	0	0%	0%
d) Banks / FI	0	0	0	0%	0	0	0	0%	0%
e) Any Other....	0	0	0	0%	0	0	0	0%	0%
Sub-total (A) (2):-	0	0	0	0%	0	0	0	0%	0%
Total shareholding of Promoter (A) = (A)(1)+(A)(2)	0	1,239,000	1,239,000	83%	0	1,239,000	1,239,000	83%	0%
B. Public Shareholding									
(1) Institutions	0	0	0	0%	0	0	0	0%	0%
Sub-total (B) (1):-	0	0	0	0%	0	0	0	0%	0%
(2) Non- Institutions									
a) Bodies Corp.	0	0	0	0%	0	0	0	0%	0%
b) Individuals	0	0	0	0%	0	0	0	0%	0%
i) Individual Shareholders (including NRIs) holding nominal share capital up to Rs. 1 lakhs	0	0	0	0%	0	0	0	0%	0%
i) Individual Shareholders (including NRIs) holding nominal share capital in excess of Rs. 1 lakhs	0	261,000	261,000	17%	0	261,000	261,000	17%	0%
c) Others	0	0	0	0%	0	0	0	0%	0%
Sub-total (B) (2):-	0	261,000	261,000	17%	0	261,000	261,000	17%	0%
Total Public Shareholding (B) = (B)(1)+(B)(2)	0	261,000	261,000	17%	0	261,000	261,000	17%	0%
C. Shares held by Custodian for	0	0	0	0%	0	0	0	0%	0%
GRAND TOTAL (A+B+C)	0	1,500,000	1,500,000	100%	0	1,500,000	1,500,000	100%	

For MCON RASAYAN PVT. LTD.

[Signature]

Director

(iii) Shareholding of Promoters

Sr. No.	Shareholder's Name	Shareholding at the beginning of the year			Share holding at the end of the year			% change in share holding during the year
		No. of Shares	% of total Shares of company	% of Shares Pledged /encumbered to total shares	No. of Shares	% of total Shares of company	% of Shares Pledged /encumbered to total shares	
1	Mahesh Bhanushali	1,188,500	79%	0%	1,188,500	79%	0%	79%
2	Puja Bhanushali	50,500	3%	0%	50,500	3%	0%	3%
	Total	1,239,000	83%	0%	1,239,000	83%	0%	83%

(iii) Change in Promoters' Shareholding (please specify, if there is no change)

Sl. No.		Shareholding at the beginning of the year		Cumulative Shareholding during the year	
		No. of shares	% of total shares of the company	No. of shares	% of total shares of the company
	At the beginning of the year	1,239,000	83%	1,239,000	83%
	Date wise Increase / Decrease in Promoters Share holding during the year specifying the reasons for increase / decrease (e.g. allotment / transfer / bonus/ sweat equity etc): #	0	0%	0	0%
	At the End of the year	1,239,000	83%	1,239,000	83%

(iv) Shareholding Pattern of top ten Shareholders (other than Directors, Promoters and Holders of GDRs and ADRs):

Sl. No.		Shareholding at beginning of the year		Cumulative Shareholding during the year	
		No. of shares	% of total shares of the company	No. of shares	% of total shares of the company
	At the beginning of the year	50,500	3%	50,500	3%
	Date wise Increase / Decrease in Share holding during the year specifying the reasons for increase / decrease (e.g. allotment / transfer / bonus/ sweat equity etc	0	0%	0	0%
	At the End of the year (or on the date of separation,	50,500	3%	50,500	3%

(v) Shareholding of Directors and Key Managerial Personnel:

Sl. No.		Shareholding at the beginning of the year		Cumulative Shareholding during the year	
		No. of shares	% of total shares of the company	No. of shares	% of total shares of the company
	For Each of the Directors and KMP				
	At the beginning of the year	210,500	14%	210,500	14%
	Date wise Increase / Decrease in Promoters Share	0	0%	0	0%
	At the End of the year	210,500	14%	210,500	14%

V. INDEBTEDNESS

Indebtedness of the Company including interest outstanding/accrued but not due for payment

	Secured Loans excluding deposits (Rs'00)	Unsecured Loans (Rs'00)	Deposits (Rs'00)	Total Indebtedness (Rs'00)
Indebtedness at the beginning of the financial year				
i) Principal Amount	337466.02	6705.91	0	344171.93
ii) Interest due but not paid	2184.52	0	0	2184.52
iii) Interest accrued but not due	0	0	0	0
Total (i+ii+iii)	339650.54	6705.91	0	346356.45
Change in Indebtedness during the financial year				
Addition	251419.59	182613.59	0	434033.18
Reduction	173774.30	45906.53	0	219680.83
Net Change	77645.29	136707.07	0	214352.35
Indebtedness at the end of the financial year				
i) Principal Amount	593752.39	143412.97	0	737165.36
ii) Interest due but not paid	3160.91	0	0	3160.91
iii) Interest accrued but not due	0	0	0	0
Total (i+ii+iii)	596913.30	143412.97	0	740326.27

VI. REMUNERATION OF DIRECTORS AND KEY MANAGERIAL PERSONNEL

A. Remuneration to Managing Director, Whole-time Directors and/or Manager:

Sr. No.	Particulars of Remuneration	Name of MD/WTD/Manager		Total Amount (Rs'00)
		Mr. Mahesh Bhanushali (Rs'00)	Mr. Chetan Bhanushali (Rs'00)	
1	Gross salary	18770.00	6000.00	24770.00
	(a) Salary as per provisions contained in section	0	0	0
	(b) Value of perquisites u/s 17(2) Income-tax Act,	0	0	0
	(c) Profits in lieu of salary under section 17(3) Income	0	0	0
2	Stock Option	0	0	0
3	Sweat Equity	0	0	0
4	Commission	0	0	0
	- as % of Profit	0	0	0
	- Others Specify	0	0	0
5	Other Please Specify	18770.00	6000.00	24770.00
	TOTAL (A)		NOT APPLICABLE	
	Ceiling as per the Act			

50PMCON RASAYAN PVT. LTD.

Handwritten signature

Director

Chetan Bhanushali was appointed as Director w.e.f 30/09/2021. Remuneration received after being appointed as director is shown in above table

B. Remuneration to other directors:

Sl. no.	Particulars of Remuneration	Name of the Director		Total Amount
	3. Independent Directors			
	· Fee for attending board committee meetings	0	0	0
	· Commission	0	0	0
	· Others, please specify	0	0	0
	TOTAL (1)	0	0	0
	4. Other Non-Executive Directors	0	0	0
	· Fee for attending board committee meetings	0	0	0
	· Commission	0	0	0
	· Others, please specify	0	0	0
	TOTAL (2)	0	0	0
	TOTAL (B) = (1+2)	0	0	0
	TOTAL MANAGERIAL REMUNERATION	0	0	0
	Ceiling AS per the Act	NOT APPLICABLE		

C. Remuneration to Key Managerial Personnel Other than MD/Manager/WTD

Sl. no.	Particulars of Remuneration	KEY Managerial Personnel			Total Amount
		CEO	Company Secretary	CFO	
1	Gross salary	0	0	0	0
	(a) Salary as per provisions contained in	0	0	0	0
	(b) Value of perquisites u/s 17(2) Income-	0	0	0	0
	(c) Profits in lieu of salary under section	0	0	0	0
2	Stock Option	0	0	0	0
3	Sweat Equity	0	0	0	0
4	Commission	0	0	0	0
	- as % of Profit	0	0	0	0
	- Others Specify	0	0	0	0
5	Other Please Specify	0	0	0	0
	TOTAL (A)	0	0	0	0

VII. PENALTIES / PUNISHMENT/ COMPOUNDING OF OFFENCES:

A. COMPANY

TYPE OF OFFENCE	SECTION OF THE COMPANIES ACT	BRIEF DESCRIPTION	DETAILS OF PENALTY /PUNISHMENT/ COMPOUNDING FEES IMPOSED	AUTHORITY (RD/NCLT/ COURT)	APPEAL MADE, IF ANY (GIVE DETAILS)
Penalty	NIL	NA	NA	NA	NA
Punishment	NIL	NA	NA	NA	NA
Compounding	NIL	NA	NA	NA	NA

B. DIRECTORS

TYPE OF OFFENCE	SECTION OF THE COMPANIES ACT	BRIEF DESCRIPTION	DETAILS OF PENALTY /PUNISHMENT/ COMPOUNDING FEES IMPOSED	AUTHORITY (RD/NCLT/ COURT)	APPEAL MADE, IF ANY (GIVE DETAILS)
Penalty	NIL	NA	NA	NA	NA
Punishment	NIL	NA	NA	NA	NA
Compounding	NIL	NA	NA	NA	NA

C. OTHER OFFICERS IN DEFAULT

TYPE OF OFFENCE	SECTION OF THE COMPANIES ACT	BRIEF DESCRIPTION	DETAILS OF PENALTY /PUNISHMENT/ COMPOUNDING FEES IMPOSED	AUTHORITY (RD/NCLT/ COURT)	APPEAL MADE, IF ANY (GIVE DETAILS)
Penalty	NIL	NA	NA	NA	NA
Punishment	NIL	NA	NA	NA	NA
Compounding	NIL	NA	NA	NA	NA

Place : Mumbai
Date : 5th September, 2022

By order of Board

S
(Signature)

(MAHESH BHANUSHALI)
DIRECTOR
DIN: 07585072

FORM NO. AOC-2

(Pursuant to clause (h) of sub-section (3) of Section 134 of the Act and Rule 8 (2) of the Companies (Accounts) Rules, 2014)

Form for disclosure of Particulars of Contracts/arrangements entered in to by the company with the related parties referred to in sub section (1) of Section 188 of the Companies Act, 2013 including certain arms length transaction under third proviso thereto.

1) Details of Contracts or arrangements or transactions not at arm's length basis

Sr No.	Particulars	Details
(a)	Name(s) of related party and nature of relationship	NIL
(b)	Natures of Contracts/arrangements/transactions	NIL
(c)	Duration of Contracts/arrangements/transactions	NIL
(d)	Salient Terms of Contracts or arrangements/transactions	NIL
(e)	Justification for entering in to such Contracts or arrangements/	NIL
(f)	Date(s) of approval by the board	NIL
(g)	Amount paid as advance, if any :	NIL
(h)	Date on which special resolution was passed in general meeting	NIL

2) Details of Contracts or arrangements or transactions at arm's length basis

Sr No.	Particulars	Details
(a)	Name(s) of related party and nature of relationship	(a) R K Trader - Director(Puja Bhanushali) is the Proprietor
(b)	Natures of Contracts/arrangements/transactions	Purchases
(c)	Duration of Contracts/arrangements/transactions	Through out the year
(d)	Salient Terms of Contracts or arrangements/transactions Justification for entering in to such Contracts or arrangements/ transactions	NIL R K Trader is the distributor for the company. This is normal Trade Practise entered by the company which includes buying and selling goods
(e)	Date(s) of approval by the board, If Any	01-Apr-21
(f)	Amount paid as advance, if any :	NIL

Place: Mumbai
Date: 5th September,2022

By order of Board

S



(MAHESH BHANUSHALI)
DIRECTOR

DEVANG KUMAR DAND & ASSOCIATES

CHARTERED ACCOUNTANTS

L-57/58, Dreams Mall, Near Bhandup Station, Bhandup (West), Mumbai - 400 078
Mobile : 98928 12362 Email: Info@kservice.co.in , devang@kservice.co.in

INDEPENDENT AUDITORS REPORT

To
The Members,
MCON RASAYAN PVT. LTD.

Report on the Audit of the Standalone Financial Statements

Opinion

We have audited the standalone financial statements of MCON RASAYAN PVT. LTD., which comprise the balance sheet as at 31st March 2022, the statement of profit and loss and statement of cash flows for the year then ended, and notes to the financial statements, including a summary of significant accounting policies and other explanatory information.

In our opinion and to the best of our information and according to the explanations given to us, the aforesaid standalone financial statements give the information required by the Act in the manner so required and give a true and fair view in conformity with the accounting principles generally accepted in India :

- a) In the case of the Balance Sheet, of the state of affairs of the company as at **31st March, 2022** and
- b) in case of Profit and Loss Account, of the **Profit** of the Company for the year ended on that date.
- c) in case of Cash Flow Statement, cash flows for the year ended on that date.

Basis for Opinion

We conducted our audit in accordance with the Standards on Auditing (SAs) specified under section 143(10) of the Companies Act, 2013. Our responsibilities under those Standards are further described in the Auditor's Responsibilities for the Audit of the Financial Statements section of our report. We are independent of the Company in accordance with the Code of Ethics issued by the Institute of Chartered Accountants of India together with the ethical requirements that are relevant to our audit of the financial statements under the provisions of the Companies Act, 2013 and the Rules thereunder, and we have fulfilled our other ethical responsibilities in accordance with these requirements and the Code of Ethics. We believe that the audit evidence we have obtained is sufficient and appropriate to provide a basis for our opinion.

Information Other than the Financial Statements and Auditor's Report Thereon

The Company's Board of Directors is responsible for the other information. The other information comprises the Board Report but does not include the financial statements and our auditor's report thereon.

Our opinion on the financial statements does not cover the other information and we do not express any form of assurance conclusion thereon.

In connection with our audit of the financial statements, our responsibility is to read the other information and, in doing so, consider whether the other information is materially inconsistent with the financial statements or our knowledge obtained in the audit or otherwise appears to be materially misstated. If, based on the work we have performed, we conclude that there is a material misstatement of this other information, we are required to report that fact. We have nothing to report in this regard.



Responsibility of Management for Standalone Financial Statements

The Company's Board of Directors is responsible for the matters stated in section 134(5) of the Companies Act, 2013 ("the Act") with respect to the preparation of these standalone financial statements that give a true and fair view of the financial position, financial performance and cash flows of the Company in accordance with the accounting principles generally accepted in India, including the accounting Standards specified under section 133 of the Act. This responsibility also includes maintenance of adequate accounting records in accordance with the provisions of the Act for safeguarding of the assets of the Company and for preventing and detecting frauds and other irregularities; selection and application of appropriate accounting policies; making judgments and estimates that are reasonable and prudent; and design, implementation and maintenance of adequate internal financial controls, that were operating effectively for ensuring the accuracy and completeness of the accounting records, relevant to the preparation and presentation of the financial statement that give a true and fair view and are free from material misstatement, whether due to fraud or error.

In preparing the financial statements, management is responsible for assessing the Company's ability to continue as a going concern, disclosing, as applicable, matters related to going concern and using the going concern basis of accounting unless management either intends to liquidate the Company or to cease operations, or has no realistic alternative but to do so.

Those Board of Directors are also responsible for overseeing the company's financial reporting process.

Auditor's Responsibilities for the Audit of the Financial Statements

Our objectives are to obtain reasonable assurance about whether the financial statements as a whole are free from material misstatement, whether due to fraud or error, and to issue an auditor's report that includes our opinion. Reasonable assurance is a high level of assurance, but is not a guarantee that an audit conducted in accordance with SAs will always detect a material misstatement when it exists. Misstatements can arise from fraud or error and are considered material if, individually or in the aggregate, they could reasonably be expected to influence the economic decisions of users taken on the basis of these financial statements.

As part of an audit in accordance with SAs, we exercise professional judgment and maintain professional skepticism throughout the audit. We also:

- Identify and assess the risks of material misstatement of the financial statements, whether due to fraud or error, design and perform audit procedures responsive to those risks, and obtain audit evidence that is sufficient and appropriate to provide a basis for our opinion. The risk of not detecting a material misstatement resulting from fraud is higher than for one resulting from error, as fraud may involve collusion, forgery, intentional omissions, misrepresentations, or the override of internal control.
- Obtain an understanding of internal control relevant to the audit in order to design audit procedures that are appropriate in the circumstances, but not for the purpose of expressing an opinion on the effectiveness of the entity's internal control.
- Evaluate the appropriateness of accounting policies used and the reasonableness of accounting estimates and related disclosures made by management.
- Conclude on the appropriateness of management's use of the going concern basis of accounting and based on the audit evidence obtained, whether a material uncertainty exists related to events or conditions that may cast significant doubt on the Company's ability to continue as a going concern. If we conclude that a material uncertainty exists, we are required to draw attention in our auditor's report to the related disclosures in the financial statements or, if such disclosures are inadequate, to modify our opinion. Our conclusions are based on the audit evidence obtained up to the date of our auditor's report. However, future events or conditions may cause the Company to cease to continue as a going concern.
- Evaluate the overall presentation, structure and content of the financial statements, including the disclosures and whether the financial statements represent the underlying transactions and events in a manner that achieves fair presentation.

We communicate with those charged with governance regarding, among other matters, the planned scope and timing of the audit and significant audit findings, including any significant deficiencies in internal control that we identify during our audit.

We also provide those charged with governance with a statement that we have complied with relevant ethical requirements regarding independence, and to communicate with them all relationships and other matters that may reasonably be thought to bear on our independence, and where applicable, related safeguards.



Report on Other Legal and Regulatory Requirements

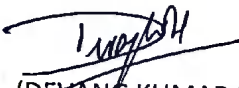
This report includes a statement on the matters specified in paragraphs 3 and 4 of the Companies (Auditor's Report) Order, 2020 ("the Order") issued by the Central Government of India in terms of sub-section (11) of section 143 of the Companies Act, 2013.

As required by Section 143(3) of the Act, we report that:

- a We have sought and obtained all the information and explanations which to the best of our knowledge and belief were necessary for the purposes of our audit.
- b In our opinion, proper books of account as required by law have been kept by the Company so far as it appears from our examination of those books;
- c The Balance Sheet, the statement of Profit and Loss, and the Cash Flow Statement dealt with by this Report are in agreement with the books of account;
- d in our opinion, the aforesaid standalone financial statements comply with the Accounting Standards specified under Section 133 of the Act, read with Rule 7 of the Companies (Accounts) Rules, 2014.
- e On the basis of written representations received from the Directors, as on 31st March 2022 taken on record by the board of directors, none of the directors is disqualified as on 31st March 2022 from being appointed as a director in terms of Section 164 (2) of the Act.
- f As per Notification No. G.S.R. 583(E) dated 13th June, 2017, this report does not include Report on the Internal Financial Controls under Clause (i) of Sub-section 3 of Section 143 of the Companies Act, 2013 ("the Act") , since in our opinion and according to the information and explanation given to us, the said report is not applicable to the Company, as the turnover is less than fifty crore rupees and aggregate borrowings from banks or financial institutions or any body corporate at any point of time during the financial year is less than rupees twenty five crore.
- g with respect to the other matters to be included in the Auditor's Report in accordance with Rule 11 of the Companies (Audit and Auditors) Rules, 2014, in our opinion and to the best of our information and according to the explanations given to us:
 - i.i. the Company does not have any pending litigations which would impact its financial position;
 - ii. the Company did not have any long-term contracts including derivative contracts for which there were any material foreseeable losses;
 - iii. there were no amounts which were required to be transferred, to the Investor Education and Protection Fund by the Company.

Place: Mumbai
Date: 5th September, 2022
UDIN: 22151990AWYXLP2807

For DEVANG KUMAR DAND & ASSOCIATES
CHARTERED ACCOUNTANTS
Firm Regn.No. 135250W


(DEVANG KUMAR DAND)
PROPRIETOR
Membership No. 151990

DEVANG KUMAR DAND & ASSOCIATES

CHARTERED ACCOUNTANTS

L-57/58, Dreams Mall, Near Bhandup Station, Bhandup (West), Mumbai - 400 078
Mobile : 98928 12362 Email: Info@kservice.co.in , devang@kservice.co.in

MCON RASAYAN PVT. LTD.

ANNEXURE AS REFERRED TO IN PARAGRAPH 6 OF THE AUDITOR'S REPORT

To,
The Shareholders,
MCON RASAYAN PVT. LTD.

- (i) (a) The company has maintained proper records showing full particulars including quantitative details and situation of its fixed assets.
- (b) As per the information and explanation provided to us, all the assets have not been physically verified by the management during the year but there is a regular programme of verification of fixed assets which, in our opinion, is reasonable having regard to the size of the company and the nature of its assets. No material discrepancies were noticed on such verification.
- (ii) (a) The inventory has been physically verified during the year by the management. In our opinion, the frequency of verification is reasonable.
- (b) The procedures of physical verification of inventories followed by the Management are reasonable and adequate in relation to the size of the company and the nature of its business.
- (c) The company is not maintaining separate records of inventory, however inventories is physically verified by the management over regular interval and separate stock statements are being compiled periodically. No material discrepancies were noticed on physical verification.
- (iii) The company has not granted any loans, secured or unsecured to the companies, firms or other parties listed in the register maintained Under Section 189 of The Companies Act, 2013.
- (iv) The company has complied with the provisions of of section 185 and 186 of the Companies Act, 2013 in respect of loans, investments, guarantees, and securities of the company.
- (v) The company has not accepted any deposits from the public in pursuance of section 73 to 76 of The Companies Act, 2013 or any other relevant provisions of the Act.
- (vi) As informed to us, The Central Government has not prescribed the maintenance of cost records Under Section 148 (1) of The Companies Act, 2013 for the business in which the company is engaged.
- (vii) (a) The company is generally regular in depositing with appropriate authorities undisputed statutory dues including income tax, service tax and other material statutory dues applicable to it. According to the information and explanations given to us no undisputed amounts payable in respect of Income Tax, Wealth Tax, Service Tax, Sales Tax, Customs Duty, Excise Duty, Gst & Cess were in arrears, as at 31st March, 2022 for a period of more than six months from the date they became payable.
- (b) According to the information and explanation given to us, there are no dues of income tax, GST, Profession Tax and such other material statutory dues which has not been deposited on account of any dispute.
- (viii) In our opinion and according to the information and explanations given to us and on the basis of our examination of the records of the Company, the company has not surrendered or disclosed any transactions previously unrecorded as income in the books of account, in the tax assessments under the Income Tax Act, 1961 as income during the year.



DEVANG KUMAR DAND & ASSOCIATES


CHARTERED ACCOUNTANTS

L-57/58, Dreams Mall, Near Bhandup Station, Bhandup (West), Mumbai - 400 078
Mobile : 98928 12362 Email: Info@kservice.co.in , devang@kservice.co.in

- (ix) In our opinion and according to the information and explanations given to us, the company has not defaulted in repayment of dues to any financial institution, bank, Government or dues to debenture holders.
- (x) According to the information and explanations given to us and in our opinion, the company has not raised money by way of initial public offer or further public offer (including debt instruments) or term loans.
- (xi) According to the information and explanations given to us, no fraud by the company or on the company by its officers or employees has been noticed or reported during the year respectively.
- (xii) The company is not a company registered as a Nidhi company under Companies Act, 2013 and has not been notified as a Nidhi company by the Central government.
- (xiii) In our opinion and according to the information and explanations given to us, all transactions with the related parties are in compliance with section 177 and 188 of Companies Act, 2013 and the details have been disclosed in the Financial Statements etc., as required by the applicable accounting standards.
- (xiv) The company did not have an internal audit system for the period under audit.
- (xv) In our opinion and according to the information and explanations given to us, the company has not entered into any non- cash transactions with directors of the company or persons connected with him, hence provision of Section 192 of the companies act does not apply.
- (xvi) In our opinion and according to the information and explanations given to us, the company is not required to be registered under section 45-IA of the Reserve Bank of India Act, 1934.
- (xvii) The Company has not incurred cash losses in the current and in the immediately preceding financial year.
- (xviii) There has been no resignation of the statutory auditors during the year.
- (xix) According to the information and explanations given to us and on the basis of the financial ratios, ageing and expected dates of realisation of financial assets and payment of financial liabilities, other information accompanying the standalone financial statements, our knowledge of the Board of Directors and management plans and based on our examination of the evidence supporting the assumptions, nothing has come to our attention, which causes us to believe that any material uncertainty exists as on the date of the audit report that the Company is not capable of meeting its liabilities existing at the date of balance sheet as and when they fall due within a period of one year from the balance sheet date.
- We, however, state that this is not an assurance as to the future viability of the Company. We further state that our reporting is based on the facts up to the date of the audit report and we neither give any guarantee nor any assurance that all liabilities falling due within a period of one year from the balance sheet date, will get discharged by the Company as and when they fall due.
- (xx) In our opinion and according to the information and explanations given to us, there is no unspent amount under sub-section (5) of Section 135 of the Act pursuant to any project other than ongoing projects.

Place : Mumbai
Date : 5th September, 2022

For DEVANG KUMAR DAND & ASSOCIATES
CHARTERED ACCOUNTANTS

S

(DEVANG KUMAR DAND)
PROPRIETOR
Membership No. 151990
Firm Reg. No. 135250W

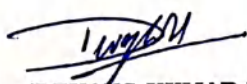
M/S. MCON RASAYAN PVT LTD
CIN: U24304MH2016PTC286140
BALANCE SHEET AS AT 31ST MARCH, 2022

Sr No.	Particulars	Note No.	As At 31st March, 2022 (Rs'00)	As At 31st March, 2021 (Rs'00)
A)	<u>EQUITY AND LIABILITIES</u>			
1	<u>Shareholders' Funds</u>			
	a) Share Capital	3	150000.00	150000.00
	b) Reserves & Surplus	4	90042.90	41998.18
2	<u>Non-current liabilities</u>			
	a) Long Term Borrowings	5	214961.64	140944.56
	b) Deferred tax liabilities (net)		0	0
	c) Other Long Term Liabilities		0	0
	d) Long Term Provision		0	0
3	<u>Current liabilities</u>			
	a) Short Term Borrowings	6	525895.00	205639.18
	b) Trade Payables	7		
	i) Due to Micro, Small and Medium Enterprises		191146.85	94498.21
	ii) Due to others		199962.56	160444.58
	c) Other Current Liabilities	8	55095.25	31881.61
	d) Short-Term Provision	9	17364.18	6040.84
	TOTAL		1444468.37	831447.16
B)	<u>ASSETS</u>			
1	<u>Non Current Assets</u>			
	a) Property, Plant & Equipment and Intangible Assets			
	(i) Property, Plant & Equipment	10	134195.76	133501.12
	(ii) Intangible Assets		0	0
	(iii) Capital work-in-progress	10	116577.41	0
	(iv) Intangible assets under development		0	0
	b) Non-Current Investments	11	50.00	50.00
	c) Deferred Tax Assets (Net)	12	5273.41	3430.15
	d) Long Term Loans & Advances	13	6332.13	5338.46
	e) Other Non-Current Assets	14	7078.62	5378.62
2	<u>Current Assets</u>			
	a) Inventories	15	432814.46	241492.92
	b) Trade Receivables	16	516186.64	361361.49
	c) Cash & Cash Equivalents	17	11796.65	8429.95
	d) Short Term Loans & Advances	18	211942.54	69682.35
	e) Other Current Assets	19	2220.74	2782.10
	TOTAL		1444468.37	831447.16

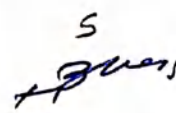

Notes on accounts and statement
of accounting policies

1 & 2

As Per Our Report of Even Date
For **DEVANG KUMAR DAND & ASSOCIATES**
CHARTERED ACCOUNTANTS
Firm Regn.No. 135250W


(**DEVANG KUMAR DAND**)
PROPRIETOR
Membership No. 151990

For and on Behalf of the Board
For **MCON RASAYAN PVT. LTD.**

 
(**MAHESH BHANUSHALI**) (PUJA BHANUSHALI)
DIRECTOR DIRECTOR
DIN: 07585072 DIN: 07586657

Place: Mumbai
Date: 5th September, 2022


M/S. MCON RASAYAN PVT LTD
CIN: U24304MH2016PTC286140
STATEMENT OF PROFIT & LOSS FOR THE YEAR ENDED ON 31ST MARCH, 2022

Sr. No.	Particulars	Note No.	For the year ended 31st March, 2022 (Rs'00)	For the year ended 31st March, 2021 (Rs'00)
1	Revenue from Operations (Gross)	20	1921651.15	897768.85
2	Other Income	21	709.01	2005.64
3	Total Revenue (1+2)		1922360.16	899774.50
4	Expenses :			
	Cost of Material Consumed	22	1114318.33	441947.36
	Changes in Inventories of Manufactured Goods	23	-133383.79	-51870.23
	Employee Benefit Expenses	24	218822.60	145649.68
	Finance Costs	25	42894.46	39583.86
	Depreciation and Amortization expense	10	32068.19	26853.51
	Other Expenses	26	578595.76	267323.32
	Total Expenses		1853315.55	869487.50
5	Profit/(Loss) before Taxation		69044.62	30286.99
6	Tax Expense/ (benefit)			
	(a) Current Tax Expense		21162.08	9703.61
	(b) (Less) : MAT Credit		0	0
	(c) Short / (Excess) provision for tax relating to prior years		0	0
	(d) Net current tax expense		21162.08	9703.61
	(e) Deferred Tax		-1843.26	-1253.19
	Net tax expense / (benefit)		19318.82	8450.42
7	Profit/(Loss) for the year		49725.80	21836.57
8	Earnings Per Share (of Rs. 10/- each):			
	Basic		3.32	2.16

Notes on accounts and statement
of accounting policies

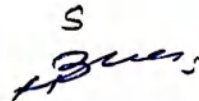
1 & 2

As Per Our Report of Even Date
For **DEVANG KUMAR DAND & ASSOCIATES**
CHARTERED ACCOUNTANTS
Firm Regn.No. 135250W

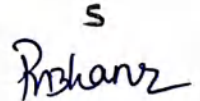


(DEVANG KUMAR DAND)
PROPRIETOR
Membership No. 151990

For and on Behalf of the Board
For MCON RASAYAN PVT. LTD.



(MAHESH BHANUSHALI)
DIRECTOR
DIN: 07585072



(PUJA BHANUSHALI)
DIRECTOR
DIN: 07586657


Place: Mumbai
Date: 5th September, 2022

MCON RASAYAN PRIVATE LIMITED

Cash Flow Statement for the year ending 31st March, 2022


Particulars	As at 31st March, 2022	As at 31st March, 2021
A. CASH FLOW FROM OPERATING ACTIVITIES		
Net Profit (Net Loss) before taxation and extraordinary items:	69044.62	30286.99
Adjustments for:		
Depreciation	32068.19	26853.51
Adjustments in Reserves and Surplus	-1681.09	-62.19
Finance Charges	42894.46	39583.86
Interest Received	-267.50	-268.24
Dividend Received	0	0
Subsidy Received	0	0
Cash generated from operations before Working Capital Changes	142058.68	96393.93
Adjustments for:		
Changes in Trade and Other Receivables	-154825.15	-46111.50
Changes in Trade and Other Payables	136166.62	-50203.62
Changes in Inventories	-191321.54	-104679.42
Changes in Other Current Assets	-143542.09	100234.40
Changes in Current Liabilities	23213.64	43861.46
Cash generated from/(used in) Operations	-188249.85	39495.24
Income Taxes paid (net)	-19318.82	-8450.42
Net Cash Flow from /(used in) Operating Activities	-207568.67	31044.82
B. CASH FLOW FROM/ (USED IN) INVESTING ACTIVITIES		
Purchase of Fixed Assets	-150233.97	-29718.11
Sale of Fixed Assets	893.72	0
Interest Received	267.50	268.24
Dividend Received	0	0
Subsidy Received	0	0
Net Cash from / (used in) Investing Activities	-149072.75	-29449.87
C. CASH FLOW FROM/ (USED IN) FINANCING ACTIVITIES		
Proceeds from Issue of Shares/Share Application Money.	0	49000.00
Proceeds/(Repayment) from/of Short Term borrowings (net)	320255.82	-9870.92
Proceeds/(Repayment) from/of Long Term Borrowings (net)	73023.42	1759.74
Finance Charges Paid	-42894.46	-39583.86
Proceeds from Non-current Investments	0	-30.00
Net Cash from / (used in) Financing Activities	350384.78	1274.96
Net increase / (decrease) in Cash and Cash Equivalents	-6256.64	2869.91
Cash and Cash Equivalents at the beginning of the year	8429.95	5560.03
Cash and Cash Equivalents at the end of the year	11796.65	8429.95
Components of cash and cash equivalent		
- Cash and cheques on hand	5892.49	4088.14
- With banks	2903.42	1341.07
- On current account	3000.74	3000.74
- On deposit account unrestricted		

AS PER OUR REPORT OF EVEN DATE
FOR DEVANG KUMAR DAND & ASSOCIATES
(CHARTERED ACCOUNTANTS)
REGISTRATION NO. : 135250W


(DEVANG KUMAR DAND)
PROPRIETOR
Membership No. 151990
PLACE : MUMBAI
Date : 5th September, 2022

For and on Behalf of the Board
For MCON RASAYAN PVT. LTD.


(MAHESH BHANUSHALI)
DIRECTOR
DIN: 07585072


(PUJA BHANUSHALI)
DIRECTOR
DIN: 07586657

1 BACKGROUND

Mcon Rasayan Pvt Ltd ('the Company') was incorporated on September 22nd, 2016. The company is carrying on the business of Manufacturing and Reselling of Water Proofing Chemicals, Construction Materials and Paints.

2 STATEMENT OF SIGNIFICANT ACCOUNTING POLICIES & OTHER NOTES TO ACCOUNTS:**a) Basis of accounting and preparation of financial statements:**

i) The accounts of the company have been prepared on going concern assumption and accrual basis of accounting.

ii) These financial statements are prepared in accordance with the generally accepted accounting principles in India (Indian GAAP) under the historical cost convention as also on accrual basis. These financial statements have been prepared to comply with the accounting standards prescribed under Section 133 of the Companies Act, 2013 ('the Act') read with Rule 7 of the Companies (Accounts) Rules, 2014 ('the Accounting Standards') and the relevant provisions of the Act (to the extent notified). In the light of Rule 4A of the Companies (Accounts) Rules 2014, the items contained in these financial statements are in accordance with the definitions and other requirements specified in the Accounting Standards.

iii) All the items of income and expenditure having material bearing on the accounts are accounted for on accrual basis.

b) Use of estimates:

The preparation of financial statements in conformity with the Indian GAAP requires the Management to make estimates and assumptions, which affect the reported amounts of assets and liabilities, as on the date of financial statements. Provisions are recorded, when it is probable that a liability will be incurred and the when the amount of the same can be reasonably estimated. Actual results could differ from those estimates.

c) Inventories:

i) Inventories of Raw Material are carried at lower of cost or net realizable value on FIFO basis. However the said items held for use in production of inventory are not written down below the cost if Finished Products in which they will be incorporated are expected to be sold at or above cost.

ii) Stock in process is valued at cost including directly identifiable related overheads.

iii) Cost of inventory comprises all costs of purchases, duties & taxes (other than those subsequently recoverable from tax authorities) and all other costs incurred in bringing the inventory to their present location and condition.

iv) Details of Opening Stock & Closing Stock at cost is given here below:

Particulars	2021-22		2020-21	
	Opening Stock (Rs'00)	Closing Stock (Rs'00)	Opening Stock (Rs'00)	Closing Stock (Rs'00)
Raw Materials	87382.40	145320.15	34573.21	87382.40
Finished Goods	154110.52	287494.31	102240.29	154110.52

d) Fixed Assets:

i) An item of Property, Plant and Equipment is recognised as an asset, referred to as Asset, if it is probable that future economic benefits associated with the item will flow to the Company and the cost of the item can be measured reliably. Items such as spare parts, stand-by equipment and servicing equipment are recognised under property, plant and equipment, if those meet the definition thereof, else, such spare parts, etc. are classified as inventory.

ii) The cost comprises of - purchase price (net of CENVAT) and any cost incurred which is directly attributable to bring the asset to the location and condition necessary for it to be capable of operating in the manner intended by management.

iii) Cost of Day to day servicing of Property, Plant and Equipment, which primarily include labour & Consumables are charged to the statement of profit & Loss under head repairs and Maintenance.

iv) An item of Property, Plant and Equipment are stated at cost Model accounting policy as at year end. i.e it is carried at its cost less any accumulated depreciation and any accumulated impairment losses

v) Assets purchased for new project at Ambethi along with construction costs are not depreciated since factory is still under construction.

e) Depreciation and amortisation:

i) The depreciable amount of an asset is allocated on a systematic basis over its useful life.

ii) The depreciation method used reflects the pattern in which the future economic benefits of the asset are expected to be consumed by the enterprise, i.e the useful life of the assets. the useful life of assets is taken same as prescribed under Part C of Schedule II of Companies Act, 2013.

iii) The residual value and the useful life of an asset is reviewed at each financial year-end and, if expectations differ from previous estimates, the change(s) is accounted for as a change in an accounting estimate in accordance with AS 5, Net Profit or Loss for the Period, Prior Period Items and Changes in Accounting Policies.

iv) The depreciation method applied to an asset is reviewed at each financial year-end and, if there has been a significant change in the expected pattern of consumption of the future economic benefits embodied in the asset, the method is changed to reflect the changed pattern. Such a change is accounted for as a change in an accounting estimate in accordance with AS 5.

v) Assets costing less than Rs 5,000 are depreciated at the rate of 100% and same is debited to statement of profit & loss under head repairs & maintenance accounts.



For MCON RASAYAN PVT. LTD.

Director

f) Revenue recognition:

i) Sale of goods are recognised when the substantial risks and rewards of ownership in goods are transferred to the buyer, upon supply of goods, and raising of bill for the same.

ii) Sales are reflected at exclusive of Goods and Service Tax

iii) Interest income is recognised on time proportion basis.

iv) Revenue is recognized to the extent it is probable that the economic benefits will flow to the Company and it can be reliably measured.

g) Retirement and other employee benefits:

(i) No amount is taken in respect of present liabilities of the future payment of gratuity to the employees. The amount is also not determined.

(ii) Leave encashment does not form part of the retirement benefits to the employees therefore the same is not provided for.

h) Taxation:

(i) Tax expense comprises of current and deferred tax. Current income tax is measured at the amount expected to be paid to the tax authorities in accordance with the, Income Tax Act, 1961 enacted in India. Deferred income taxes reflects the impact of current year timing differences between taxable income and accounting income for the year and reversal of timing differences of earlier years.

(ii) Provision for taxation has been made considering the disallowable, exemptions and deductions and/or liabilities/credits and set offs available under the Income Tax / MAT as per The Law as laid down and interpreted by various authorities and in consistency with AS-22 "Taxes on Income" issued by ICAI.

(iii) Deferred tax is measured based on the tax rates and the tax laws enacted or substantively enacted at the balance sheet date. Deferred tax assets and deferred tax liabilities are offset, if a legally enforceable right exists to set off current tax assets against current tax liabilities and the deferred tax assets and deferred tax liabilities relate to the taxes on income levied by same governing taxation laws. Deferred tax assets are recognised only to the extent that there is reasonable certainty that sufficient future taxable income will be available against which such deferred tax assets can be realised. The changes and movements in Deferred Tax are given below:

Particulars	31/03/2022	31/03/2021
Opening Balance of Deferred Tax Asset	343,015	217,696
Add: Deferred tax Assets/ (Liability) created during the year	184,326	125,319
Closing Balance of Deferred Tax Asset	527,341	343,015

i) Provisions:

The Provision for all known liabilities are adjusted and are not in excess of the amount considered reasonable necessary. A provision is recognised when an enterprise has a present obligation as a result of past event; it is probable that an outflow of resources will be required to settle the obligation, in respect of which a reliable estimate can be made. Provisions are determined based on best estimate required to settle the obligation at the balance sheet date. These are reviewed at each balance sheet date and adjusted to reflect the current best estimates.

j) Earnings per Share:

Basic earnings per share are calculated by dividing the net profit or loss for the year attributable to equity shareholders by the weighted average number of equity shares outstanding during the year.

Particulars	31/03/2022	(Rs'00)	31/03/2021 (Rs'00)
Net Profit/(Loss) as per Profit and Loss Account	49725.801		21836.57
Weighted average number of equity shares outstanding during the year in calculating basic EPS	15000.00		10100.00
Nominal value of shares (Number)	10		10
Earnings per share (Number)	3.32		2.16



585
For MCON RASAYAN PVT. LTD.

[Signature]
Director

k) Auditors' Remuneration:

Particulars	31/03/2022 (Rs'00)	31/03/2021 (Rs'00)
Statutory Audit fees	425.00	350.00
Tax Audit Fees	400.00	300.00
Income Tax Return	300.00	300.00
ROC Return	75.00	75.00
TDS Return	100.00	75.00
GST Return	300.00	250.00
GST Annual Return	300.00	300.00
Others	210.00	1310.00
Total	2110.00	2960.00

l) Related Party Disclosure:

Related Party Disclosures, as required by AS-18, issued by the ICAI for the year ended on 31st March, 2022 are as follows. The names of only those associates and relatives are furnished with whom the company has executed transactions during the

m) Relationship:

Particulars
a) Key Management Personnel
Mahesh Bhanushali Puja bhanushali - Proprietor of R K Traders Chetan Bhanushali - Proprietor of Mcon Building Solution (Chetan Bhanushali is appointed as director w.e.f 30/09/2021)
b) Associates
Nilam Bhanushali - Proprietor of Aeon Colors & Chemicals

ii) Transactions carried out with the related parties in the ordinary course of business:

Particulars	31/03/2022 (Rs'00)	31/03/2021 (Rs'00)
With Key Management Personnel		
a) Loan Taken		
Opening Balance	4955.91	16599.67
Loan Taken	180613.59	44067.05
Add: Interest	0	0
Loan Repaid	42156.53	6710.81
Loan Converted to Share Capital	0	49000.00
Closing Balance	143412.97	4955.91
b) Director's Remuneration	24770.00	15000.00
c) Purchase of Goods	24064.05	25104.79
d) Salary	5687.00	7945.25
e) Sale of Goods	1098219.45	682526.28
With Associates		
a) Purchase of Goods	0	4554.76
b) Loan Taken		
Opening Balance	1750.00	0
Loan Taken	2000.00	1750.00
Add: Interest	0	0
Loan Repaid	3750.00	0
Loan Converted to Share Capital	0	0
Closing Balance	0	1750.00



For MCONTRASAYAN PVT. LTD.

[Signature]

Director

n) Borrowing Cost:

Borrowing cost comprises Interest & Finance charges to the extent related / attributable to qualifying assets created in existing business. All new capital Assets Purchase during the year are put to use within one year, hence is not qualified as "Qualifying assets" in view of AS - 16. As a result borrowing costs are charged to profit and loss account in the period of their accrual.

o) Impairment of Assets

Consideration is given at each balance sheet date to determine whether there is any indication of impairment of the carrying amount of the assets/Cash generating units. If any indication exists an impairment loss is recognised, when the carrying amount exceeds the greater of net selling price and present value in use.

p) Research & Development

Expenditure related to capital items is debited to fixed assets and depreciated at applicable rates. Revenue expenditure is charged to the Profit & Loss A/c. of the year in which they are incurred.

q) Previous year's figures have been regrouped where necessary to confirm this year's classification.

r) As at the year end, no amount falls due for credit to the Investors Education and Protection Fund as stated under sub section (2) of Section 125 of the Companies Act, 2013

s) The company has complied with the Accounting Standard as applicable to Small and Medium Sized Company as prescribed under Rule 7 of Companies (Accounts) Rules, 2014. The Company is a Small and Medium Sized Company (SMC) as defined in the general instruction in respect of Accounting Standards notified under The Companies Act, 2013.


t) o) Under the head "Current liabilities and Trades Payable" separate disclosure is made for outstanding amounts due to Micro, Small & Medium Enterprises (Only those creditors have been separately disclosed whose status was confirmed by the creditor himself) .

u) For the purpose of classifying the assets and liabilities as current & non-current the duration of operating cycle is taken as 12 months.

v) The Trade Receivables, Trade Payables & Loans & Advances are subject to confirmation by the parties. In the opinion of the Board, the Current Assets are approximate of the value stated if realised in the ordinary course of business.

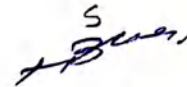
w) There are no Contingent liabilities as on the Balance Sheet Date.

As Per Our Report of Even Date
For DEVANG KUMAR DAND & ASSOCIATES
CHARTERED ACCOUNTANTS
Firm Regn.No. 135250W




(DEVANG KUMAR DAND)
PROPRIETOR
Membership No. 151990

For and On Behalf of the Board
For MCON RASAYAN PVT. LTD.



(MAHESH BHANUSHALI)
DIRECTOR
DIN: 07585072



(PUJA BHANUSHALI)
DIRECTOR
DIN: 07586657

Place: Mumbai
Date: 5th September, 2022

MCON RASAYAN PVT. LTD.
Notes forming part of accounts as at 31st March, 2022

NOTE 3 : SHARE CAPITAL

	31-Mar-22		31-Mar-21	
	Number	Amount (Rs'00)	Number	Amount (Rs'00)
1 <u>Authorised</u> Equity Shares of Rs. 10/- each carrying voting rights & dividend rights	15000.00	150000.00	15000.00	150000.00
	15000.00	150000.00	15000.00	150000.00
2 <u>Issued,Subscribed & Paidup</u> Equity Shares of Rs. 10/- each, issued at par fully paid up	15000.00	150000.00	15000.00	150000.00
	15000.00	150000.00	15000.00	150000.00
3 <u>Reconciliation of Number of Shares</u>				
Outstanding at beginning of the year	15000.00		10100.00	
<u>Add:</u> Issued during the year	0		4900.00	
<u>Less:</u> Shares Bought back during the year	0		0	
Outstanding at Closing of the year	15000.00		15000.00	
4 <u>Details of Shareholder holding</u>				

Name of Shareholder	Number	% of Holding	Number	% of Holding
Mahesh Bhanushali	1,188,500	79%	1,188,500	79%
Puja Bhanushali	50,500	3%	50,500	3%
Chetan Bhanushali	210,500	14%	210,500	14%
Nilam Bhanushali	50,500	3%	50,500	3%
	1,500,000	100%	1,500,000	100%

5 Shareholding of Promoters

Promoter Name	31st March, 2022		
	Number of Shares	% of Total Shares	% Change during the year
Mahesh Bhanushali	1,188,500	79%	0.00%
Puja Bhanushali	50,500	3%	0.00%
	1,239,000	83%	0.00%

Promoter Name	31st March, 2021		
	Number of Shares	% of Total Shares	% Change during the year
Mahesh Bhanushali	1,188,500	79%	0.00%
Puja Bhanushali	50,500	3%	0.00%
	1,239,000	83%	0.00%

NOTE 4 : RESERVES & SURPLUS

1 Surplus / (Deficit) in Statement of Profit and Loss


	Annexure	31-Mar-22 (Rs'00)	31-Mar-21 (Rs'00)
Opening Balance			
Add: Net Profit / (Net Loss) for the Year		41998.18	20223.79
Less:- Provision for Tax(F.Y. 2020-21)		49725.80	21836.58
Less:- SA Tax Paid (F.Y. 2018-19)		168.99	0
Less Dividend Expenses(F.Y. 2020-21)		12.10	0
Less: Current Tax Expense		1500.00	0
Closing Balance		0	62.19
		90042.90	41998.18

NOTE 5 : LONG TERM BORROWINGS

a) Secured

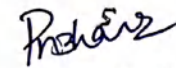
1 Vehicle Loan	16203.43	31029.21
2 Term Loan	198758.22	109915.35
	214961.64	140944.56

Particulars	31-Mar-22	31-Mar-21
Borrowings Payable		
Within one year from the Balance Sheet Date		
1 Vehicle Loan	20718.85	16341.04
2 Term Loan	23735.75	24485.36
3 Cash Credit from Bank	337497.06	157879.58
TOTAL(A)	381951.66	198705.98
After One Year from the Balance Sheet Date		
1 Vehicle Loan	16203.43	31029.21
2 Term Loan	198758.22	109915.35
TOTAL(B)	203893.57	214961.64
TOTAL(A+B)	585845.22	413667.62

As Per Our Report of Even Date
For DEVANG KUMAR DAND & ASSOCIATES
CHARTERED ACCOUNTANTS
Firm Regn.No. 135250W

(DEVANG KUMAR DAND)
PROPRIETOR
Membership No. 151990

For and On Behalf of the Board
For MCON RASAYAN PVT. LTD.


(MAHESH BHANUSHALI)
DIRECTOR
DIN: 07585072


(PUJA BHANUSHALI)
DIRECTOR
DIN: 07586657

Annexure	31-Mar-22 (Rs'00)	31-Mar-21 (Rs'00)
NOTE 6 : SHORT TERM BORROWINGS		
a) Secured		
1 Cash Credit From Banks		
b) Unsecured	337497.06	157879.58
1 Loan from Directors and Related Parties		
2 Unsecured Loans for Fixed Assets	143412.97	6705.91
	530.37	227.29
c) Current Maturities of Long Term Borrowings (Note 5)		
	44454.60	40826.40
	525895.00	205639.18
NOTE 7 : TRADE PAYABLES		
2 Total outstanding dues of micro enterprises and small enterprises		
3 Total outstanding dues of creditors other than micro enterprises and small enterprises	191146.85	94498.21
	199962.56	160444.58
	391109.41	254942.79

As at March 31, 2022

Particulars	Outstanding for following periods from due date of payment				
	Less than 1 Year	1-2 year	2-3 years	More than 3 years	Total
(i) Due to MSME	191146.85	0	0	0	191146.85
(ii) Due to Others	192716.39	5453.84	1792.33	0.00	199962.56
(iii) Disputed dues to MSME	0	0	0	0	0
(iv) Disputed dues to Others	0	0	0	0	0
Total	383863.24	5453.84	1792.33	0.00	391109.41

As at March 31, 2021

Particulars	Outstanding for following periods from due date of payment				
	Less than 1 Year	1-2 year	2-3 years	More than 3 years	Total
(i) Due to MSME	94498.21	0	0	0	94498.21
(ii) Due to Others	151186.78	2454.95	6727.73	75.12	160444.58
(iii) Disputed dues to MSME	0	0	0	0	0
(iv) Disputed dues to Others	0	0	0	0	0
Total	245684.99	2454.95	6727.73	75.12	254942.79

NOTE 8 : OTHER CURRENT LIABILITIES

1 Statutory Remittances		
2 Outstanding Expenses	27647.15	10029.95
3 Advance from Debtors	19970.26	18332.63
4 Deposit Liability	477.34	2769.03
	7000.50	750.00
	55095.25	31881.61

NOTE 9 : SHORT TERM PROVISION

1 Provision for Tax	17364.18	6040.84
	17364.18	6040.84

NOTE 11 : NON CURRENT INVESTMENTS

1 Investment in Equity Instruments (Non trade, unquoted, at cost)	50.00	50.00
--	-------	-------

Aggregate Amount of Quoted Investments

Particulars	31-Mar-22 (Rs'00)	31-Mar-21 (Rs'00)
Carrying Value	0	0
Market Value	0	0
Total	0	0

Aggregate Amount of Unquoted Investments

Particulars	31-Mar-22 (Rs'00)	31-Mar-21 (Rs'00)
250 shares of Bharat Co-Op Bank Ltd. (Face Value Rs. 20/- each)	50.00	50.00
Total	50.00	50.00

Aggregate Provision for Diminution in Value of Investments

Name of Body Corporate	31-Mar-22 (Rs'00)	31-Mar-21 (Rs'00)
Total Provision for other than temporary diminution	0	0

50.00 **50.00**

NOTE 12 : DEFERRED TAX (LIABILITIES) / ASSETS

1 On account of Fixed Assets	5273.41	3430.15
	5273.41	3430.15

As Per Our Report of Even Date
For DEVANG KUMAR DAND & ASSOCIATES
CHARTERED ACCOUNTANTS
Firm Regn.No. 136250W


(DEVANG KUMAR DAND)
PROPRIETOR
Membership No. 151990

For and On Behalf of the Board
For MCON RASAYAN PVT. LTD.


(MAHESH BHANUSHALI)
DIRECTOR
DIN: 07585072


(PUJA BHANUSHALI)
DIRECTOR
DIN: 07586657

Place: Mumbai
Date: 5th September, 2022

NOTE-10 PROPERTY, PLANT & EQUIPMENT & DEPRECIATION

Name Of Asset	Gross Block				Depreciation			Net Block	
	As On 01/04/2021 (Rs'00)	Additions during Year (Rs'00)	Deductions during Year (Rs'00)	As On 31/03/2022 (Rs'00)	As On 01/04/2021 (Rs'00)	For the Year (Rs'00)	Written off	As on 31/03/2022 (Rs'00)	As On 31/03/2022 (Rs'00)
BLOCK A: LAND & BUILDING Property at Sanigram Land at Ambethi(Not put to use)	42451.69 0	0 115674.99	0 0	42451.69 115674.99	12926.96 0	2911.60 0	0 0	15838.56 0	26613.13 115674.99
BLOCK B: FURNITURES & FIXTURES Furniture & Fixtures Godown Renovation Electric Installations Electric Installations at Ambethi(Not put to use)	12241.35 990.61 258.55 0	4011.51 0 1127.06 902.42	0 0 0 0	16252.86 990.61 1385.61 902.42	5312.48 377.77 175.53 0	1570.07 65.93 37.77 0	0 0 0 0	6882.55 443.70 213.30 0	9370.31 546.91 1172.31 902.42
BLOCK C: PLANT & MACHINERY Plant & Machinery Cube and Moulds Conveyors Compressor Lab Equipment	90328.93 400.20 11826.65 520.00 0	9399.46 0 0 0 1149.62	579.62 0 0 0 0	99148.77 400.20 11826.65 520.00 1149.62	38899.76 322.55 5564.12 442.44 0	9952.53 35.00 1650.11 34.96 137.46	0 0 0 0 0	48852.29 357.55 7214.23 477.40 137.46	50296.48 42.65 4612.42 42.60 1012.16
BLOCK D: COMPUTERS, SOFTWARE & PRINTERS Computers Printers Software	1068.42 1.74 235.00	4777.79 297.14 448.50	0 0 0	5846.21 298.88 683.50	705.76 1.74 180.48	1515.37 26.22 48.24	0 0 0	2221.13 27.96 228.72	3625.08 270.92 454.78
BLOCK E: OFFICE EQUIPMENTS Office Equipments	5452.16	1897.96	131.85	7218.27	4053.73	975.76	0	5029.49	2188.78
BLOCK F: VEHICLES Maruti Eco Car Tractor Dumpster Motor Cycle Eicher Tata 407	2000.00 570.00 25797.51 312.87 27970.67 2314.48	0 10547.52 0 0 0 0	0 182.26 0 0 0 0	2000.00 10935.26 25797.51 312.87 27970.67 2314.48	1380.99 377.73 14214.53 296.47 5790.79 215.88	160.24 2744.86 3617.87 0.76 5927.95 655.49	0 0 0 0 0 0	1541.23 3122.59 17832.40 297.23 11718.74 871.37	458.77 7812.67 7965.11 15.64 16251.93 1443.11
TOTAL	224740.83	150233.97	893.72	374081.08	91239.71	32068.19	0	123307.90	250773.17
									133501.12

For and On Behalf of the Board
For MCON RASAYAN PVT LTD.

(Signature)
(PUJA BHANUSHALI)
DIRECTOR
DIN: 07586657

As Per Our Report of Even Date
For DEVANG KUMAR DAND & ASSOCIATES
CHARTERED ACCOUNTANTS

(Signature)
(DEVANG KUMAR DAND)
PROPRIETOR
Membership No. 151990

Place : Mumbai
Date : 5th September, 2022

(Signature)
(MAHESH BHANUSHALI)
DIRECTOR
DIN: 07585072

to: Ple
NAME :
INK :
NO :
7DE : HU
: PALAC

MCON RASAYAN PVT. LTD.
Notes forming part of accounts as at 31st March, 2022

NOTE 13 : LONG TERM LOANS, ADVANCES & DEPOSITS

(Unsecured Considered Good)

- 1 Balances with Government Authorities

Annexure

31-Mar-22
(Rs'00)

31-Mar-21
(Rs'00)

IV

6332.13 5338.46

6332.13 5338.46

NOTE 14 : LONG TERM LOANS, ADVANCES & DEPOSITS

- 1 Security Deposits

V

7078.62 5378.62

7078.62 5378.62

NOTE 15 : INVENTORIES

(As Valued, Verified & Certified by the Management)

- 1 Raw Materials (Valued at cost)
2 Finished Goods (Valued at Lower of Cost or NRV)

145320.15 87382.40

287494.31 154110.52

432814.46 241492.92

NOTE 16 : TRADE RECEIVABLES

- 1 Unsecured Considered Good
a) Outstanding for a period exceeding 6 months from the date they were due for payment
b) Others

VI

25161.95 21023.15

491024.69 340338.34

516186.64 361361.49

As at March 31, 2022

	Less Than 6 months	6 months - 1 years	1- 2 Years	2 - 3 years	More than 3 years	Total
(i) Undisputed Trade Receivables - Considered Good	491004.63	4965.06	989.94	116.04	7535.00	504610.67
(ii) Undisputed Trade Receivables - Considered Doubtful	20.06	824.49	1935.90	1537.77	0	4318.22
(iii) Disputed Trade Receivables - Considered Doubtful	0	1202.31	5827.43	228.01	0	7257.75
(iv) Disputed Trade Receivables - Considered Good	0	0	0	0	0	0
Total	491024.69	6991.86	8753.27	1881.82	7535.00	516186.64

As at March 31, 2021

	Less Than 6 months	6 months - 1 years	1- 2 Years	2 - 3 years	More than 3 years	Total
(i) Undisputed Trade Receivables - Considered Good	339701.84	2723.54	801.40	0	0	343226.78
(ii) Undisputed Trade Receivables - Considered Doubtful	0	0	0	0	9360.00	9360.00
(iii) Disputed Trade Receivables - Considered Doubtful	636.50	5827.43	2310.78	0	0	8774.71
(iv) Disputed Trade Receivables - Considered Good	0	0	0	0	0	0.00
Total	340338.34	8550.97	3112.18	0.00	9360.00	361361.49

NOTE 17 : CASH & CASH EQUIVALENTS

- 1 Cash on Hand
2 Balances with Banks:
a) In Current Accounts
b) In Fixed Deposit Accounts

VII

5892.49 4088.14

2903.42 1341.07

3000.74 3000.74

11796.65 8429.95

NOTE 18 : SHORT TERM LOANS & ADVANCES

(Unsecured, Considered good)

- 1 Advances recoverable in cash or in kind or for value to be received

VIII

211942.54 69682.35

211942.54 69682.35

NOTE 19 : OTHER CURRENT ASSETS

- 1 Prepaid Expenses

IX

2220.74 2782.10

2220.74 2782.10

NOTE 20 : REVENUE FROM OPERATIONS

- 1 Sale of Products
Local Sales
Interstate Sale

505756.89 160975.22

1415894.25 736793.63

1921651.15 897768.85

NOTE 21 : OTHER INCOME

- 1 Interest on Fd
2 GST Expense reversal
3 Discount
4 Interest on Vat Refund
5 VAT Refund for FY 2017-18
6 Gain on Sale of Tractor

267.50 268.24

0 236.45

139.44 27.14

0 210.73

0 1263.09

302.08 0

709.01 2005.64

NOTE 22 : COST OF MATERIAL CONSUMED

- 1 Opening Stock Raw Material & Packing Material
Add: Raw Materials & Packing Material Purchased
Less: Closing Stock of Raw Material & Packing Material
(As Verified, Valued & Certified by the Management)

87382.40 34573.21

1172256.08 494756.55

145320.15 87382.40

1114318.33 441947.36

As For Our Report of Even Date
For DEVANG KUMAR DAND & ASSOCIATES
CHARTERED ACCOUNTANTS
Firm Regn.No. 135280W



(DEVANG KUMAR DAND)
PROPRIETOR
Membership No. 181990

For and On Behalf of the Board
For MCON RASAYAN PVT. LTD.



(MAHESH DHANUSHALI)
DIRECTOR
DIN: 07585072



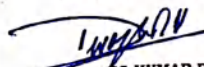
(PUJA BHANUSHALI)
DIRECTOR
DIN: 07586657

Place: Mumbai
Date: 5th September, 2022

MCON RASAYAN PVT. LTD.
Notes forming part of accounts as at 31st March, 2022

	Annexure	31-Mar-22 (Rs'00)	31-Mar-21 (Rs'00)
NOTE 23 : CHANGES IN INVENTORIES OF MANUFACTURED GOODS			
Opening Stock of Finished goods		154110.52	102240.29
Less: Closing Stock of Finished Goods		287494.31	154110.52
(As Verified, Valued & Certified by the Management)		<u>-133383.79</u>	<u>-51870.23</u>
NOTE 24 : EMPLOYEE BENEFIT EXPENSES			
1 Salaries, Wages & Bonus		188896.28	128914.55
2 Director Remuneration		24770.00	15000.00
3 Recruitment Expenses		2056.70	850.60
4 Provident Fund Expenses		60.00	0
5 Incentive to Employees		2620.63	884.53
6 ESIC Expenses		418.99	0
		<u>218822.60</u>	<u>145649.68</u>
NOTE 25 : FINANCE COST			
1 Bank Charges & Credit Card Charges		8562.31	348.85
2 Interest on Bank Cash Credit / Overdraft		20692.03	19438.15
3 Interest on Late Payment of TDS		188.88	262.96
4 Interest on Term Loan		8746.72	15055.32
5 Interest on Tempo loan		4675.33	3222.91
6 O/D, Stamp Duty, Franking and loan Proccasiong Charges		0	1239.60
7 Interest on Late Payment		2.46	16.06
8 Interest on GST		26.73	0
		<u>42894.46</u>	<u>39583.85</u>
NOTE 26 : OTHER EXPENSES			
1 Balance Written Off		723.34	5517.46
2 Business Promotion Expenses		23487.50	11695.67
3 Commission Expenses		2622.16	989.40
4 Computer Expenses		326.55	173.18
5 Conveyance & Travelling Expenses		14388.52	7090.80
6 Courier Charges		1188.23	622.22
7 Electricity Charges		10008.69	5292.82
8 Employees State Insurance Corporation		0	0
9 Factory Expenses		56348.45	20949.73
10 Festival Expenses		1086.50	1164.00
11 Godown Expenses		2645.42	5517.66
12 Insurance Expenses		1757.56	1319.17
13 Internet Expenses		316.44	0
14 Legal Charges		10010.50	0
15 Loading And Unloading Charges		10311.25	3121.08
16 Machine Repair & Maintenance		10667.89	8196.69
17 Office Expenses		8204.69	1648.36
18 Product Expenses		211.50	0
19 Petrol/Diescl/Toll Expenses		115358.65	22404.36
20 Printing & Stationery		1628.69	2802.51
21 Product Testing Charges		2244.31	457.00
22 Professional Charges		51886.84	27611.60
23 HR Services Expenses		513.88	0
24 Professional Tax		25.00	50.00
25 Professional Tax Expense		0	0
26 Rent		6235.00	3298.33
27 Repairs & Maintenance		0	32.00
28 Roc Filing Charges		414.00	18.00
29 Staff Welfare expenses		10829.73	5035.19
30 Telephone & Internet Charges		1529.11	1207.39
31 Tempo Expenses		472.50	117.57
32 Trade Mark Registration Expense		90.00	0
33 Transportation Expenses		199317.26	111004.53
34 Travelling Expense		8973.11	1046.05
35 Vehicle Expenses		12609.60	12579.73
36 Website & Domain Charges		8721.68	34.35
37 BMC License Fees		31.01	0
38 Provident fund expenses		0	0
39 Other Expenses		118.50	70.00
40 Discount		89.39	0
41 Membership Fees		200.00	0
42 Property Tax(Sarigram)		597.78	375.64
43 Sundry Expenses		0	32.78
44 Tax/Gst Expenses		127.74	1552.31
45 Stereo Charges		166.80	620.02
46 Labour Charges		0	715.72
47 <u>Auditors' Remuneration</u>		400.00	300.00
Tax Audit		425.00	350.00
Statutory Audit		300.00	300.00
Income Tax Return		75.00	75.00
ROC Return		100.00	75.00
TDS Return		300.00	250.00
GST Return		300.00	300.00
GST Annual Return		210.00	1310.00
Others		<u>578595.76</u>	<u>267323.32</u>

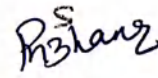
As Per Our Report of Even Date
For DEVANG KUMAR DAND & ASSOCIATES
CHARTERED ACCOUNTANTS
Firm Regn.No. 135250W


(DEVANG KUMAR DAND)
PROPRIETOR
Membership No. 151990

Place: Mumbai
Date: 5th September, 2022

For and On Behalf of the Board
For MCON RASAYAN PVT. LTD.


(MAHESH BHANUSHALI)
DIRECTOR
DIN: 07585072


(PUJA BHANUSHALI)
DIRECTOR
DIN: 07586657

Place: Mumbai
 Date: 5th September, 2022
 NAME: MCON RASAYAN PVT. LTD.
 DE: HDRC
 : PALACE

MCON RASAYAN PVT. LTD.
 Annexure forming part of the accounts as at 31st March, 2022

ANNEXURE-I UNSECURED LOANS FROM DIRECTORS		31-Mar-22 (Rs'00)
A	UNSECURED LOANS FROM DIRECTORS	
1	Mahesh Bhanushali	135203.17
2	Chetan Bhanushali	5645.69
3	Puja Bhanushali	2564.11
	TOTAL (A)	143412.97
B	UNSECURED LOANS ON ACCOUNT OF CREDITORS	
4	Dell Inspiron laptop (Loan no 680)	49.64
5	HP Intel Laptop (Loan 740)	238.83
6	Loan 757 General A/c	241.89
	TOTAL (B)	530.37
	TOTAL (A)+(B)	143943.34

ANNEXURE-II TRADE PAYABLES

(i)	Particulars	Outstanding for following periods from due date of payment				
		Less than 1 Year	1-2 year	2-3 years	More than 3 years	Total
	MSME					
1	Riddhi Enterprise	17.70	0	0	0	17.70
2	Algol Chemicals India Pvt Ltd	7386.80	0	0	0	7386.80
3	Amazon Plastics Pvt. Ltd.	8524.45	0	0	0	8524.45
4	Ambica Speciality Chemicals	18396.20	0	0	0	18396.20
5	Brighton Surface Pvt Ltd	7552.00	0	0	0	7552.00
6	Bharat Traders	8277.27	0	0	0	8277.27
7	Famous Minerals & Chemicals Pvt. Ltd	5519.33	0	0	0	5519.33
8	Gayatri Enterprise	2773.00	0	0	0	2773.00
9	Kamal Corboys Pvt Ltd	2828.22	0	0	0	2828.22
10	Krishna Additives	37346.01	0	0	0	37346.01
11	Perfect Enterprise	24117.75	0	0	0	24117.75
12	Praavar Chemtech	6372.00	0	0	0	6372.00
13	Raahriya Chemicals And Minerals	2163.00	0	0	0	2163.00
14	Ratnaa Packtech Lip	2457.72	0	0	0	2457.72
15	Riddhi Enterprise	460.20	0	0	0	460.20
16	Thakker Polypack Industries	26341.62	0	0	0	26341.62
17	Unique Wire Industries	2545.38	0	0	0	2545.38
18	Constant Engg. Works	108.09	0	0	0	108.09
19	D Fix Enterprise	1096.79	0	0	0	1096.79
20	Gunny Gujarat	1829.75	0	0	0	1829.75
21	Hi-Tech Chem Plaat Corporation	1651.00	0	0	0	1651.00
22	Mahakali Minerals	976.66	0	0	0	976.66
23	Shakun Minerals Pvt Ltd	1388.69	0	0	0	1388.69
24	Sunlight Corporation	127.44	0	0	0	127.44
25	Vishnulaxmi Polypack Private Limited	20889.77	0	0	0	20889.77
	Total (A)	191146.85	0	0	0	191146.85
	(ii) Others					
1	Adani Electricity	237.70	0	0	0	237.70
2	Airtel	78.57	0	0	0	78.57
3	Al Arsh Conchem Pvt Ltd	94.40	0	0	0	94.40
4	Bezzi Infotech	0	50.00	0	0	50.00
5	Citi Bank Credit Card -----6676	338.51	0	0	0	338.51
6	Computer Consultancy	450.00	0	0	0	450.00
7	Desai & Divanji	4500.00	0	0	0	4500.00
8	Devang Kumar Dand & Associates	2436.45	0	0	0	2436.45
9	Gautam Enterprise	108.56	0	0	0	108.56
10	Google India Pvt Ltd	13.27	0	0	0	13.27
11	Hdfc Bank Credit Card 4300	1727.70	0	0	0	1727.70
12	Hotel Inder Residency	61.36	0	0	0	61.36
13	Kiran Petroleum	8777.61	0	0	0	8777.61
14	Kumar & Co.	25.00	0	0	0	25.00
15	Market Consultants	3042.80	0	0	0	3042.80
16	Mayur H Nagda	204.30	0	0	0	204.30
17	MTNL	7.03	0	0	0	7.03
18	Nandan Pradhan	270.00	0	0	0	270.00
19	National Plywood & Hardware	628.06	0	0	0	628.06
20	Orbit Info Systems	127.44	0	0	0	127.44
21	Patel Stationery Mart	171.72	0	0	0	171.72
22	Priya Mothreja	254.34	0	0	0	254.34
23	RIDEX INC	23.60	0	0	0	23.60
24	Sangesta Kothari	254.34	0	0	0	254.34
25	Shivam Graphics	273.19	0	0	0	273.19
26	Shree Art	401.08	0	0	0	401.08
27	Vodafone India Ltd	4.75	0	0	0	4.75
28	D FIX ENTERPRISE	10.58	0	0	0	10.58
29	Sakpal Creations	1734.60	0	0	0	1734.60
30	Aarti Express & Logistic	5.25	0	0	0	5.25
31	Adinath Mineral & Chemicals	4820.03	0	0	0	4820.03
32	Adinath Minerals And Chemicals Pvt Ltd	918.75	0	0	0	918.75
33	Adinath Traders	2895.00	0	0	0	2895.00
34	Al Arsh Conchem Pvt Ltd	1085.60	0	0	0	1085.60
35	Apcotex Industries Limited	17786.57	0	0	0	17786.57
36	Arc Logistic	48226.50	0	0	0	48226.50
37	Ashokbhai Rameshbhai Yadav	126.40	0	0	0	126.40
38	Asian Mineral Corporation	3673.53	3528.16	0	0	7201.69
39	Avinash Cargo Pvt Ltd	566.16	0	0	0	566.16
40	Bhagyoday Enterprises	15601.17	0	0	0	15601.17
41	Bhanu Waterproof Packaging	945.74	979.90	1707.21	0	3632.85
42	Bhawani Electric & Hardware Store	179.22	0	0	0	179.22
43	Dakshin Gujarat Vij Company Ltd.(Dgvcl)	1074.67	0	0	0	1074.67
44	Doshi Consultancy Service	217.50	0	0	0	217.50
45	Doshi Professional Services	1451.20	0	0	0	1451.20
46	Oodluck Enterprise	915.69	637.06	0	0	1552.75
47	Gopal Bhai Desai	40.40	0	0	0	40.40
48	Gujarat Polycol Chemicals Pvt.Ld.	2531.77	0	0	0	2531.77
49	Harsh J Doshi	202.50	0	0	0	202.50
50	Heel Transport	130.00	0	0	0	130.00
51	Jay Ambe Water	122.70	0	0	0	122.70
52	J B Cargo Movers	2980.00	0	0	0	2980.00
53	Jeona Industries Ltd. (Gujrat)	23470.28	0	0	0	23470.28
54	Jyolena Traders	57.89	0	0	0	57.89
55	Key Eas Energy & Infrastructure Pvt Ltd	5494.50	0	0	0	5494.50


As Per Our Report of Even Date
 For DEVANG KUMAR AND ASSOCIATES
 CHARTERED ACCOUNTANTS
 Firm Regn.No. 136250W
 (DEVANG KUMAR DAND)
 PROPRIETOR
 Membership No. 151990

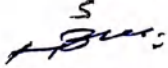
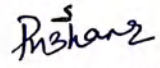
For and On Behalf of the Board
 (MAHESH BHANUSHALI)
 DIRECTOR
 DIN: 07885072
 (PUJA BHANUSHALI)
 DIRECTOR
 DIN: 07586657

56	Krishna Enterprise	1298.00	0	0	0	1298.00
57	Krishna Enterprise (Sand)	250.01	0	0	0	250.01
58	Lalji Mulji Transport Co.	638.42	0	0	0	638.42
59	Laxmi Industries	2950.00	0	0	0	2950.00
60	Maa Enterprise	445.53	0	0	0	445.53
61	Mahesh Bhandari	623.00	0	0	0	623.00
62	M.R.Twisting Works	560.00	258.72	85.12	0	903.84
63	M/S Ranchhodji Nagarji Desai	815.89	0	0	0	815.89
64	New India Transline Private Limited	1308.59	0	0	0	1308.59
65	New Sejal Furniture	70.80	0	0	0	70.80
66	Notification Area Authority (Water Supply Division)	42.11	0	0	0	42.11
67	Om Steel	45.96	0	0	0	45.96
68	Om Steel Supplier	700.01	0	0	0	700.01
69	Prime Stationery & General Stores	5.94	0	0	0	5.94
70	Radhika Cranes & Break Downs Services	11.80	0	0	0	11.80
71	Raymond Steel Centre	3.85	0	0	0	3.85
72	Ritwiz Roadlines	60.39	0	0	0	60.39
73	S & A Fine Chemicals	60.39	0	0	0	116.52
74	Sakshi Chem Sciences P. Ltd	116.52	0	0	0	6018.00
75	Sareef Carting	6018.00	0	0	0	232.80
76	Sathak Doshi	232.80	0	0	0	225.00
77	Sfc Cargo Movers	225.00	0	0	0	994.10
78	Shree Bhagwati Enterprise	994.10	0	0	0	123.67
79	Shree Chamunda Logistic	123.67	0	0	0	142.80
80	Shree Gajanan Traders	142.80	0	0	0	2937.01
81	Shreeji Dolomite Industries	2937.01	0	0	0	551.25
82	Shree Omkaar Marketing	551.25	0	0	0	383.25
83	Shree Samarth Transport	383.25	0	0	0	2055.90
84	Shriduatt Export And Marketing Corporation	2055.90	0	0	0	5954.28
85	Sushanti Sales Corporation	5954.28	0	0	0	796.00
86	Tech Route Logistic Pvt Ltd	796.00	0	0	0	176.94
87	Vardhman Enterprise	176.94	0	0	0	318.60
88	Vinesh D Topiwala	318.60	0	0	0	84.00
	Total (B)	192716.39	5453.84	1792.33	0	199962.56
(iii)	Disputed dues- MSME	0	0	0	0	0
	Total (C)	0	0	0	0	0
(iv)	Disputed Dues - Others	0	0	0	0	0
	Total (D)	0	0	0	0	0
	Total (A+B+C+D)	383863.24	5453.84	1792.33	0.00	391109.41

ANNEXURE-III OTHER CURRENT LIABILITIES

(A)	Statutory Remittances	94.00
1	Profession Tax	5428.10
2	TDS	21681.06
3	GST	418.99
4	ESIC payable	25.00
5	PF	27647.15
	TOTAL (A)	27647.15

As Per Our Report of Even Date
For DEVANG KUMAR AND ASSOCIATES
CHARTERED ACCOUNTANTS
Firm Regn.No. 135250W

(DEVANG KUMAR DAND)
PROPRIETOR
Membership No. 151990

For and On Behalf of the Board
For MCON RASAYAN PVT. LTD.

(MAHESH BHANUSHALI)
DIRECTOR
DIN: 07585072

(PUJA BHANUSHALI)
DIRECTOR
DIN: 07586657

Place: Mumbai
Date: 5th September, 2022

96878 20320

MCON RASAYAN PVT. LTD.
Annexure forming part of the accounts as at 31st March, 2022

		31-Mar-22 (Rs'00)
(B) Outstanding Liabilities		
1 Salaries & Wages		14659.59
2 Conveyance & Allowances		1046.84
3 Director Remuneration		1420.05
4 Professional charges to Nandan Pradhan		2340.00
5 Rent		250.00
6 Travelling Expenses Payable		253.78
	TOTAL (B)	19970.26
(C) Advance from Debtors		
1 Atlantis Corporation		40.00
2 Evergreen Enterprises		25.80
3 Harsha Enterprise		35.90
4 Shri Balaji Construction And Developers		322.85
5 Star Coatings And Admixtures		52.79
	TOTAL (C)	477.34
(D) Deposit Liability		
1 Arham Enterprises Deposit		200.50
2 Om Enterprises Deposit		500.00
3 Star Marketing Company Deposit		750.00
4 Deposit from Distributors		5550.00
	TOTAL (D)	7000.50
	TOTAL (A+B+C+D)	55095.25


ANNEXURE-IV LONG TERM LOANS, ADVANCES & DEPOSITS

Balances with Government Authorities		
1 Gst Refund 21-22		
2 Advance Payment of TDS		
3 Income Tax Refund (F.Y 2020-21)		2266.41
4 TDS Receivable (John Deere)		167.18
5 GST Refund (F.Y. 2021-22)		500.00
		97.50
	TOTAL	3301.04

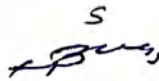
ANNEXURE-V OTHER NON-CURRENT ASSETS

Security Deposits		
1 Deposit Chikhli Electricity		2000.00
2 DGVCL Deposite for New Factory (Ambethi)		1100.00
3 VAT/CST Deposit		200.00
4 Deposit Sarigram Electricity		200.00
5 Deposite for New Godown Sarigram		1658.62
6 Dewan Centre Deposit Gala No.84		600.00
7 Dewan Centre Deposit Gala No.73		500.00
8 Mtnl Deposit for Dewan Centre		1000.00
		20.00
	TOTAL	7078.62

As Per Our Report of Even Date
For DEVANG KUMAR DAND & ASSOCIATES
CHARTERED ACCOUNTANTS
Firm Regn.No. 135250W


(DEVANG KUMAR DAND)
PROPRIETOR
Membership No. 151990

For and On Behalf of the Board
For MCON RASAYAN PVT. LTD.


(MAHESH BHANUSHALI)
DIRECTOR
DIN: 07585072



(PUJA BHANUSHALI)
DIRECTOR
DIN: 07586657

Place: Mumbai
Date: 5th September, 2022

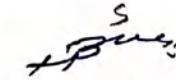
MCON RASAYAN PVT. LTD.
Annexure forming part of the accounts as at 31st March, 2022

ANNEXURE-VI TRADE RECEIVABLES

	Less Than 6 months	6 months - 1 years	1- 2 Years	2 - 3 years	More than 3 years	Total
A Undisputed Trade receivables -considered good						
1 Bhavani Enterprises	18032.20	0	0	0	0	18032.20
2 Chemway Con Solutions	2892.18	0	0	0	0	2892.18
3 Om Sai Enterprises	8770.85	0	0	0	0	8770.85
4 Vhpl Infra Projects Llp	145.14	0	0	0	0	145.14
5 A B Construction	0	0	0	0	0	0
6 Apcotex Industries Ltd	70.80	74.34	0	0	0	145.14
7 Cowtown Infotech Services Private Limited	2358.00	0	125.94	0	7535.00	7535.00
8 Star Coatings And Admixtures	2.66	0	0	0	0	2.66
9 Pioneer Construction Technologies	55.40	0	0	0	0	55.40
10 Prokem Adhesive Co	20.54	0	0	0	0	20.54
11 Tvs Enterprises	97.20	0	0	0	0	97.20
12 Welcome Colours & Chemicals	2563.62	0	0	0	0	2563.62
13 A.K.Enterprises	2625.00	0	0	0	0	2625.00
14 Leo Associates	1459.71	0	0	0	0	1459.71
15 Mehta Trading Company	14314.84	0	0	0	0	14314.84
16 Modern Stone Company	2371.26	0	0	0	0	2371.26
17 Prakash Enterprises	3609.50	0	0	0	0	3609.50
18 Chandrika Enterprise	1697.94	0	0	0	0	1697.94
19 Deccan Lime Company	6409.68	0	0	0	0	6409.68
20 Manihar Enterprises	7243.14	0	0	0	0	7243.14
21 Balaji Trading	6445.51	0	0	0	0	6445.51
22 Jaffer Enterprises	3692.80	0	0	0	0	3692.80
23 Stone World	855.50	0	0	0	0	855.50
24 Adt Industries	5195.60	0	0	0	0	5195.60
25 Aero Conchem Llp	0	2545.08	0	0	0	2545.08
26 Akar Buildcon	7169.14	0	0	0	0	7169.14
27 Al Murad Tiles	320.00	0	0	0	0	320.00
28 Alok Enterprises	345.00	0	0	0	0	345.00
29 Amar Paints	1477.90	0	0	0	0	1477.90
30 Ambika Sales	163.15	0	0	0	0	163.15
31 Apcotex Industries Ltd	6273.48	8.85	0	0	0	6282.33
32 Bhakti Sales Agency	513.25	0	0	0	0	513.25
33 Bhanushali Traders	37.09	0	0	0	0	37.09
34 Bhodiwal Trading Company	217.00	0	0	0	0	217.00
35 Bhoomi Chemicals	516.40	490.80	0	0	0	1007.20
36 Con Treat	2344.70	0	0	0	0	2344.70
37 Conzone Enterprise	1992.85	0	0	0	0	1992.85
38 Destiny Enterprise	49.01	0	0	0	0	49.01
39 Elite Infra	181.00	0	0	0	0	181.00
40 Global Gypsum Pvt. Ltd.	0	1528.33	0	0	0	1528.33
41 Harikrishna Ceramic	1885.15	0	0	0	0	1885.15
42 Heet Sales And Suppliers	119.40	0	0	0	0	119.40
43 Jain Marble & Sanitary Wares	5195.75	0	0	0	0	5195.75
44 Jamal Dada Chunawala & Sons	3718.13	0	0	0	0	3718.13
45 Jay Buildchem	96.00	0	0	0	0	96.00
46 Jay Ceramic	0	317.66	0	0	0	317.66
47 Kanchan Hardware & Steel	182.10	0	864.00	0	0	1046.10
48 Kantilal Ratilal Doshi	0	0	0	0	0	0
49 Leo Associates	10888.46	0	0	0	0	10888.46
50 Mahalaxmi Paint And Hardware Stores	195.00	0	0	0	0	195.00
51 Maheshwari Sales Corporation	750.00	0	0	0	0	750.00
52 Maheshwari Trading Co	687.50	0	0	0	0	687.50
53 Manarang Distributors	7362.50	0	0	0	0	7362.50
54 Mangaldeep Paints & Hardware	2520.70	0	0	0	0	2520.70
55 Mayur Trading Company	2253.75	0	0	0	0	2253.75
56 Metro Marketing	1856.91	0	0	0	0	1856.91
57 Metro Trading Company	2148.56	0	0	0	0	2148.56
58 MHP Construction	887.41	0	0	0	0	887.41
59 Micromega Projects	960.01	0	0	0	0	960.01
60 Millennium Engineers & Contractors Limited	899.99	0	0	0	0	899.99
61 M/S C M C Corporation	7453.04	0	0	0	0	7453.04
62 Murlidhar Traders	66.50	0	0	0	0	66.50
63 Nagjua Lifespaces	675.00	0	0	0	0	675.00
64 Parishram Construction	193.75	0	0	0	0	193.75
65 Pioneer Construction Technologies	965.26	0	0	0	0	965.26

As Per Our Report of Even Date
For DEVANG KUMAR AND ASSOCIATES
CHARTERED ACCOUNTANTS
Firm Regn.No. 135250W

(DEVANG KUMAR DAND)
PROPRIETOR
Membership No. 151990

For and On Behalf of the Board



(MAHESH BHANUSHALI)
DIRECTOR
DIN: 07585072


(PUJA BHANUSHALI)
DIRECTOR
DIN: 07586657

Place: Mumbai
Date: 5th September, 2022

66	Pitre Brothers								
67	Platinum Aac Blocks Private Limited	3474.88	0	0	0	0	0	0	3474.88
68	Pooja Enterprises Sanket	451.34	0	0	0	0	0	0	451.34
69	Pramukh Distributors	3346.90	0	0	0	0	0	0	3346.90
70	Pramukh Realty	58.00	0	0	0	0	0	0	58.00
71	Prokem Adhesive Co	2006.00	0	0	0	0	0	0	2006.00
72	Pyramid Infra	1356.36	0	0	0	0	0	0	1356.36
73	Rakesh Hardware & Electricals	1103.30	0	0	0	0	0	0	1103.30
74	R.K. Trader	23.00	0	0	0	0	0	0	23.00
75	Royal Enterprise	259739.27	0	0	0	0	0	0	259739.27
76	Saboo Petrochem	1640.91	0	0	0	0	0	0	1640.91
77	Sahaj Corporation	5268.74	0	0	0	0	0	0	5268.74
78	S G Decorative Concrete Works	1153.25	0	0	0	0	0	0	1153.25
79	S.G.Sales Corporation	344.87	0	0	0	0	0	0	344.87
80	Shantinath Marble And Ceramic	3541.73	0	0	0	0	0	0	3541.73
81	Shashijit Infraprojects Ltd	154.00	0	0	0	0	0	0	154.00
82	Shashijit Infraprojects Ltd. - Gujarat	676.25	0	0	0	0	0	0	676.25
83	Sheetal Enterprises	200.00	0	0	0	0	0	0	200.00
84	Shivam Sanitary And Hardware	2050.00	0	0	0	0	0	0	2050.00
85	Shiv Builders	957.50	0	0	0	0	0	0	957.50
86	Shree Jalaram Traders	1002.50	0	0	0	0	0	0	1002.50
87	Shree Salasar Natural Stone	810.00	0	0	0	0	0	0	810.00
88	Shubhaam Concret Floor Pvt.Ltd	1273.34	0	0	0	0	0	0	1273.34
89	Shubham Engineers	15822.03	0	0	0	0	0	0	15822.03
90	Shyam Kripa Trading Co.	769.36	0	0	0	0	0	0	769.36
91	Solitaire County Llp Dhaval	2950.01	0	0	0	0	0	0	2950.01
92	Star Marketing Company	928.20	0	0	0	0	0	0	928.20
93	Sushanti Sales Corporation Sales	9324.98	0	0	0	0	0	0	9324.98
94	The Tiles World(Dinesh Singh)	398.75	0	0	116.04	0	0	0	514.79
95	Vedant Enterprises Dhaval	2654.00	0	0	0	0	0	0	2654.00
96	Vivan Enterprise	1003.00	0	0	0	0	0	0	1003.00
97	Wall Elite Products	589.76	0	0	0	0	0	0	589.76
	Total (A)	1442.50	0	0	0	0	0	0	1442.50
		491004.63	4965.06	989.94	116.04	7535.00	504610.67		
(B)	Undisputed Trade Receivables -Considered Doubtful								
1	Shree Saikrupa Sales And Services	20.06	0	0	0	0	0	0	20.06
2	Millennium Engineers & Contractors Limited	0	293.72	0	0	0	0	0	293.72
3	Agrawal Ceramic Tile & Tapes Chadrakant Patil	0	0	1161.90	0	0	0	0	1161.90
4	Anobia Paints	0	0	0	1050.27	0	0	0	1050.27
5	Balaji Colour Works	0	0	0	487.50	0	0	0	487.50
6	Bizzlon Realty Llp	0	0	636.50	0	0	0	0	636.50
7	Drisha Enterprise	0	459.65	0	0	0	0	0	459.65
8	Marrico Marbles Pvt. Ltd.	0	71.12	0	0	0	0	0	71.12
9	R.R Developers	0	0	137.50	0	0	0	0	137.50
	Total (B)	20.06	824.49	1935.90	1537.77	0	4318.22		
(C)	Disputed Trade Receivables- Considered Doubtful								
1	A V Agencies	0	0	1104.09	0	0	0	0	110,409
2	Kamal Trading Company	0	0	4723.34	0	0	0	0	472,334
3	K.K. Infrastructure	0	1202.31	0	0	0	0	0	120,231
4	Sai Sales	0	0	0	22,801	0	0	0	22,801
	Total (C)	0	1202.31	5827.43	228.01	0	7257.75		
	Total (A+B+C)	491024.69	6991.86	8753.27	1881.82	7535.00	516186.64		

As Per Our Report of Even Date
For DEVANG KUMAR DAND & ASSOCIATES
CHARTERED ACCOUNTANTS
Firm Regn.No. 135250W


(DEVANG KUMAR DAND)
PROPRIETOR
Membership No. 151990

For and On Behalf of the Board
For MCON RASAYAN PVT. LTD.


(MAHESH BHANUSHALI)
DIRECTOR
DIN: 07585072


(PUJA BHANUSHALI)
DIRECTOR
DIN: 07586657

Place: Mumbai
Date: 5th September, 2022

MCON RASAYAN PVT. LTD.
Annexure forming part of the accounts as at 31st March, 2022

31/03/2022
(Rs'00)

ANNEXURE-VII BALANCES WITH BANKS

A) In Current Accounts	
1	ICICI Bank Dividend A/c
2	ICICI Bank A/C No.643405052627
B) In Fixed Deposits	
1	FD with Bharat Co-Op Bank No.21848
2	FD with Bharat Co-Op Bank No.12441

914.96
1988.46
TOTAL(A) 2903.42

2000.50
1000.24
TOTAL(B) 3000.74

TOTAL (A+B) 5904.16

ANNEXURE-VIII SHORT TERM LOANS & ADVANCES

A) Loans & Advances to Staff	
1	Ajit Takke
2	Mohan Yadav
3	Mukesh Jha
4	Pankaj Bhanushali
5	Samar Khan
6	Surendra Sharma
7	Rupa Bhandarkar
8	Sunil Trimbalkar
9	Pooja Adivarekar
10	Rukhsar Shaikh
11	Saddam Zari
B) Advance to Creditors	
1	D.S.Momaya & Co.
2	Search & Selection Services
3	Aeon Colours & Chemicals
4	Avni Computers
6	Build Arch Constrution
7	Cipet : Csts Bhopal
8	Citizen Plastic Industries
9	Galaxy Machine Industries
10	Jaeger Products Pvt Ltd
11	Packaging Solution
12	Patel Suppliers
13	Rafiq Carting
14	Sadanand Dubey
15	The India Cements Ltd
16	Patel Aggregates Llp
17	Aazad Spring & Chessis Repairing
18	Bhavesh Singapuri
19	Parth Enterprise
20	Shree Mahadev Transport
21	Khera Transport Co.

60.00
1900.00
90.00
420.00
300.00
3138.02
1870.00
250.00
900.00
80.00
443.79

TOTAL(A) 9451.81

45.00
7.60
57413.74
2000.00
227.82
25.96
3.85
130000.00
13.40
85.22
5491.40
12.79
1400.02
93.48
296.76
10.50
2268.00
3030.00
43.40
21.80


TOTAL(B) 202490.73

TOTAL (A+B) 211942.54

ANNEXURE-IX PREPAID EXPENSES

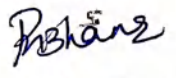
1	Prepaid BMC License Fees 22-23	20.44
2	Prepaid Fire Insurance 22-23	204.18
3	Prepaid Internet Expenses 22-23	132.05
4	Prepaid Tempo Insurance 22-23	253.40
5	Prepaid Website Charges 22-23	35.88
6	Prepaid Office Repair & Maintenance 22-23	61.95
7	Prepaid Internet Expenses 23-24	7.12
8	Prepaid Office Repair & Maintenance 23-24	67.50
9	Prepaid Website Charges 23-24	35.88
10	Prepaid Office Repair & Maintenance 24-25	5.55
11	Prepaid Website Charges 24-25	35.88
12	Prepaid Website Charges 25-26	35.88
13	Prepaid Website Charges 26.27	14.95
14	Prepaid Chikli Factory Rent For F.Y. 2022-23	291.67
15	Prepaid Fire Insurance F.Y. 2022-23	103.35
16	Prepaid Internet Charges F.Y. 2022-23	179.05
17	Prepaid Stock Insurance F.Y. 2022-23	32.20
18	Prepaid Tempo Insurance Fy 2022-23	431.04
19	Prepaid Tractor Insurance F.Y. 2022-23	15.83
20	Prepaid Extended Warranty Eicher F.Y. 2023-24	42.24
21	Prepaid Extended Warranty Eicher F.Y. 2024-25	214.70

TOTAL 2220.74

As Per Our Report of Even Date
For DEVANG KUMAR DAND & ASSOCIATES
CHARTERED ACCOUNTANTS
Firm Regn.No. 135250W

(DEVANG KUMAR DAND)
PROPRIETOR
Membership No. 151990

For and On Behalf of the Board
For MCON RASAYAN PVT. LTD.


(MAHESH BHANUSHALI)
DIRECTOR
DIN: 07585072


(PUJA BHANUSHALI)
DIRECTOR
DIN: 07586657

Ratio Analysis

Note- The Numerator and Denominator description given below is based on standard format only for understanding purpose. This need to be amended by each company based on specific items with reference to nomenclature used in its financial statement.

Sr. No.	Ratio	Numerator	Denominator	31st March 2022	31st March 2021	% Variance	Reason for variance
1	Current ratio	Current Assets	Current Liabilities	1.19	1.37	-13%	NOT APPLICABLE
2	Debt equity ratio	Total Debt	Shareholder's Equity	3.09	1.81	71%	The company has purchased a new land at Ambethi and started with construction of Factory for which loan has been taken. Also Loans have been taken from bank on account of working capital requirement due to increase in turnover, hence Debt Equity Ratio has increased.
3	Debt service coverage ratio	Net Profit before taxes + Non-cash operating expenses like depreciation and other amortizations + Interest + other adjustments like loss on sale of Fixed assets etc	Interest & Lease Payments + Principal Repayments	0.16	0.25	-37%	The company has purchased a new land at Ambethi and started with construction of Factory for which loan has been taken. Also Loans have been taken from bank on account of working capital requirement due to increase in turnover, hence Debt Service Coverage Ratio has decreased.
4	Return on Equity	Net Profits after taxes - Preference Dividend (if any)	Average Shareholder's Equity	0.23	0.14	65%	It has increased due to increase in Net Profits
5	Inventory turnover ratio	Cost of goods sold OR sales	Average Inventory (Opening + Closing balance / 2)	5.70	4.75	20%	NOT APPLICABLE
6	Trader receivable turnover ratio	Net Credit Sales (gross credit sales minus sales return)	Average Accounts Receivable (Opening + Closing balance / 2)	4.38	2.65	65%	It has increased due to increase in Net credit sales on account of higher sales realisation
7	Trade payable turnover ratio	Net Credit Purchases (gross credit purchases minus purchase return)	Average Working Capital	3.63	1.77	105%	It has increased due to timely payment to creditors inspite of increase in purchases
8	Net capital turnover ratio	Net Sales (total sales minus sales returns)	Average Working Capital	10.37	5.94	74%	Increase in Turnover due to Higher Sales Realisation
9	Net profit ratio	Net Profit	Net Sales	0.026	0.024	6%	NOT APPLICABLE
10	Return on capital employed	Earning before interest and taxes	Capital Employed (Tangible Net Worth + Total Debt + Deferred Tax Liability)	0.25	0.21	17%	NOT APPLICABLE
11	Return on investment	Return	Investment	0.09	0.09	0%	NOT APPLICABLE



Sd/- For MCON RASAYAN PVT. LTD.

[Signature]
Director