



MCON TILE GROUT EP (3 PARTS)

3 PARTS EPOXY TILE GROUT
IN ATTRACTIVE COLOURS



Product Description :-

MCON TILE GROUT EP is a high performance epoxy grout that offers colour uniformity, durability and stain resistance with ease of use. Used for filling tile joints of width 3 mm to 10 mm in both interior and exterior areas. MCON TILE GROUT EP is designed for use on ceramic tile, glass tile and stones applications, both residential and commercial. It can be used both interior and exterior on floors and walls. Ideal for re-grouting applications


Features & Benefits :-

- Ideal for installations at wide temperature ranges.
- Uniform colour — no blotchiness or shading.
- Easy to maintain, cleanable to the original colour.
- Meets performance requirements of ANSI A118.3.
- Non-sag formula for walls and floors.


Areas of Application :-



Wall Tiles



Swimming Pool




Vitrified Tiles



External Facades

Fields Of Uses :-

- Suitable for filling tile joints at 3 – 10 mm joint thickness wall and floor tiles, mosaics, vitrified and fully vitrified tiles, marble, terrazzo and natural stone.
- The set tile grout is water-resistant and is suitable for use in showers and totally immersed situations such as swimming pools.
- MCON TILE GROUT EP can be used in Residential, commercial, external facades and wet areas.





MCON TILE GROUT EP (3 PARTS)

3 PARTS EPOXY TILE GROUT
IN ATTRACTIVE COLOURS



Easy To Apply :-

- MCON TILE GROUT EP comes in three part system in the ratio of 70:30 - Part A and Part B. Mix Part A + Part B with the help of slow speed drill having paddle attachment.
- Add Part C to the mixture and mix thoroughly.
- Blend it to homogenous mixture.
- Clean of surplus adhesive from joints & clean the joints as to achieve dirt free surface for grout application. Remove excess water from joints.
- Pack joints full and free of voids with rubber grouting float.
- Remove excess grout from tile faces using edge of rubber float and diagonal strokes (at 45° angle to direction of joints).
- When the joints have set, use a moist sponge to remove excess grout from the tile and joint. Use minimal water for clean up.
- Remove excess grout from tile faces using edge of rubber float and diagonal strokes (at 45° angle to direction of joints).



Packing :-
1 & 5 Kgs

NET CONTENTS :-

Resin	:	0.200 gm
Hardener	:	0.100 gm
Filler Powder	:	0.700 gm
Total Net Content	:	1.000 kg

Shelf Life :-

- MCON TILE GROUT EP will have a shelf life of 6 months in unopened containers when kept in dry conditions at a temperature between 5°C to 45°C.
- Storage at higher temperature or high humidity may reduce shelf life.

Precautions & Safety :-

- MCON TILE GROUT EP is non-toxic. However, splashes on the skin should be washed well with water and in contact with eye occurs, wash well with water and seek medical advice.

An ISO 9001 : 2015 - An ISO 14001 : 2015 - AN BS OHSAS 45001 : 2018

MCON RASAYAN PVT. LTD.

Trusted Partner In Construction Chemicals

Corporate Office : Gala No. 6 , Bardanwala Estate , Bandivali Hill Road , Jogeshwari (W) , Mumbai - 400 102 , Maharashtra , India .

Consumer Care : 022 - 26790031 • Email Id : info@mconrasayan.com • Visit us : www.mconrasayan.com • Follow Us :   